

# 17 INFORMATION ON PUBLIC FACILITIES AND PUBLIC OPEN SPACES

## 公共設施及公眾休憩用地的資料

圖二 Plan 2



圖四 Plan 4



圖三 Plan 3



Legend:  
圖例：

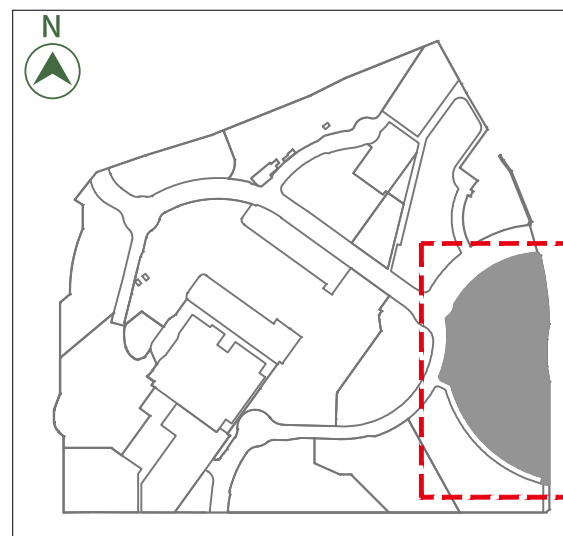
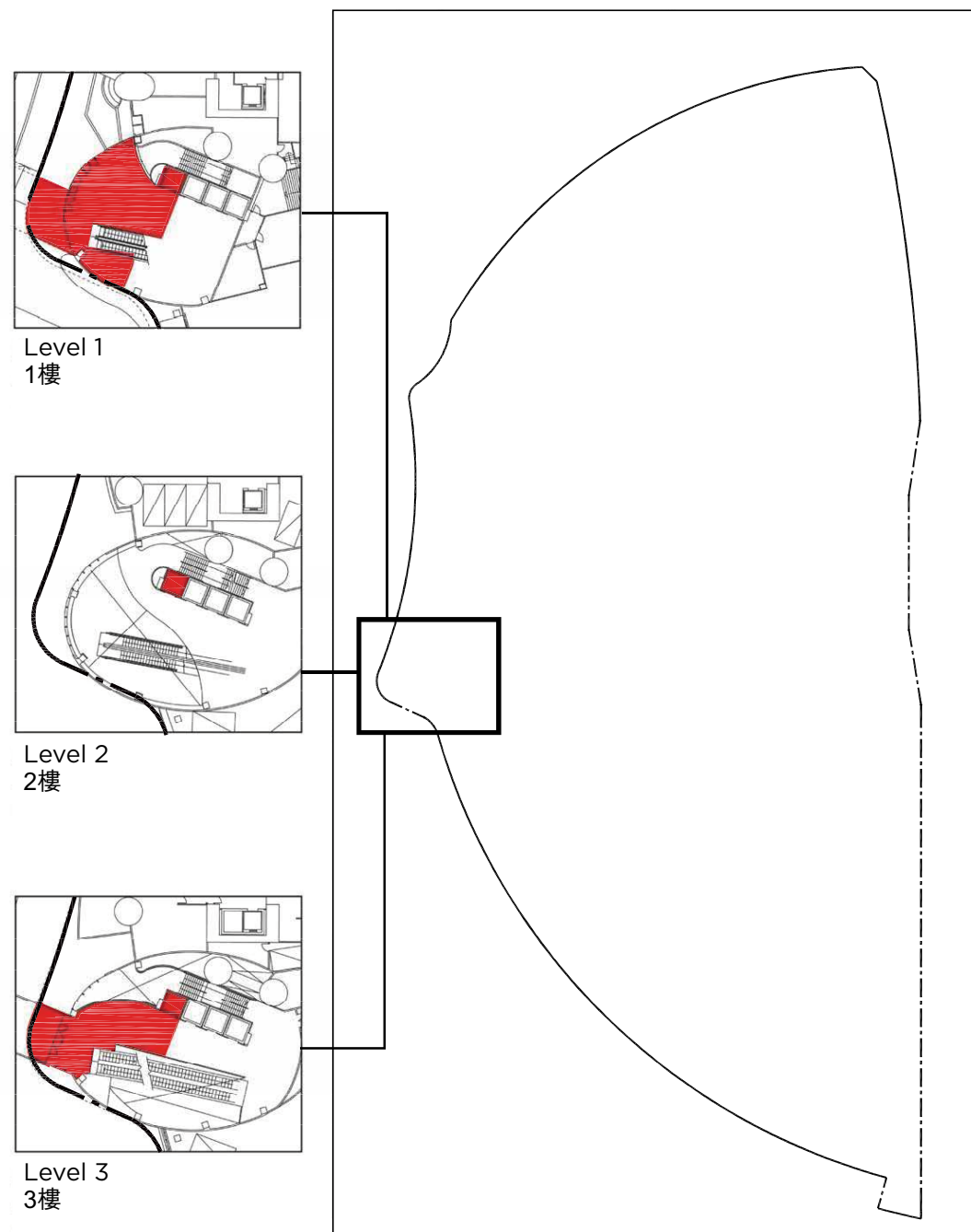
As-Built 24-hours Pedestrian Walkway or Internal Transport System and Area for Access to and from the Mass Transit Railway Station and Area for Access to and from the Indoor Recreation Centre.  
已建之24小時行人走道或內部交通系統及往返「港鐵車站」之地方及往返「室內康樂中心」之地方。

Scale : 0 20 40 60  
比例: Meters 米

# 17 INFORMATION ON PUBLIC FACILITIES AND PUBLIC OPEN SPACES

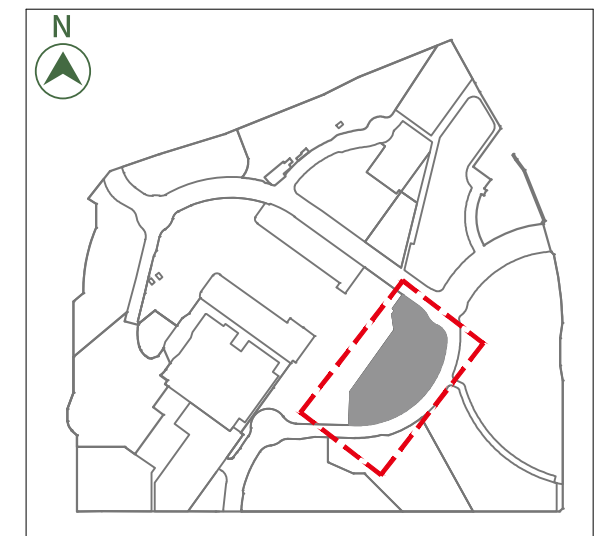
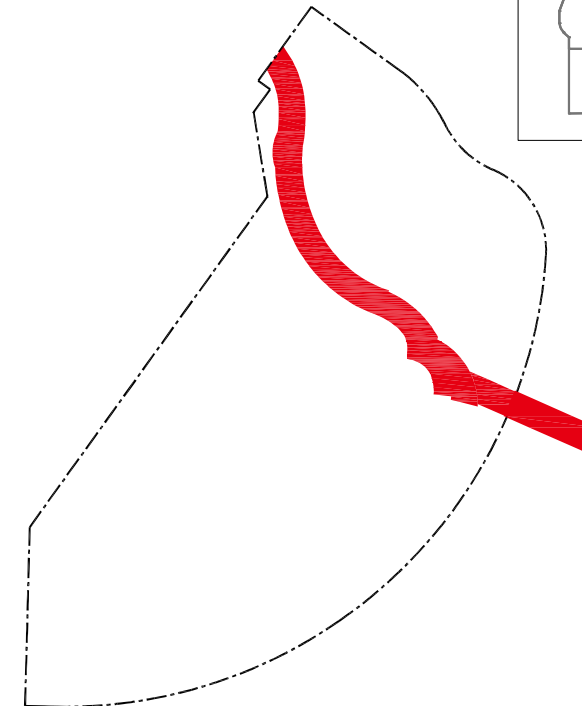
## 公共設施及公眾休憩用地的資料

圖五 Plan 5



Key Plan  
索引圖

圖六 Plan 6



Key Plan  
索引圖

Legend:  
圖例：



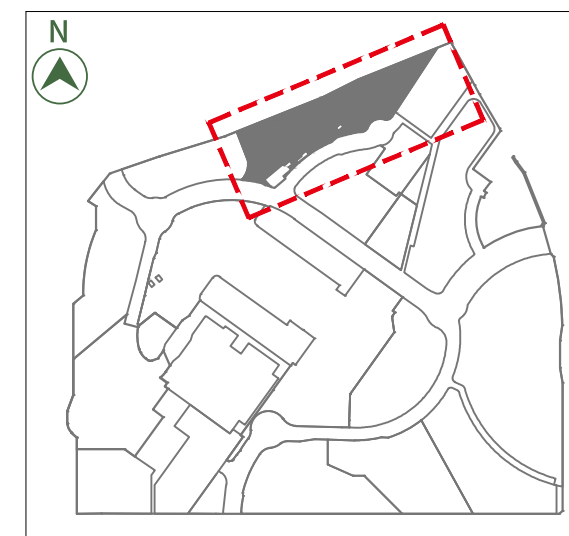
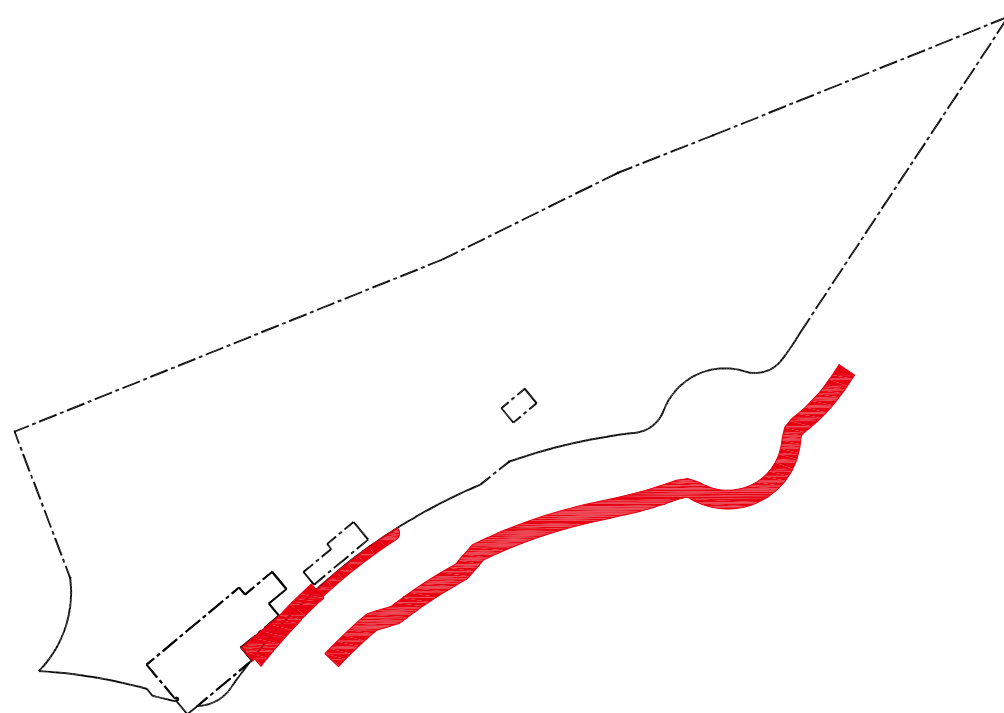
As-Built 24-hours Pedestrian Walkway or Internal Transport System and Area for Access to and from the Mass Transit Railway Station and Area for Access to and from the Indoor Recreation Centre.  
已建之24小時行人走道或內部交通系統及往返「港鐵車站」之地方及往返「室內康樂中心」之地方。

Scale : 0 5 10 15 20  
比例: Meters 米

# 17 INFORMATION ON PUBLIC FACILITIES AND PUBLIC OPEN SPACES

## 公共設施及公眾休憩用地的資料


圖七 Plan 7



Key Plan  
索引圖

Legend:  
圖例：

-  As-Built 24-hours Pedestrian Walkway or Internal Transport System and Area for Access to and from the Mass Transit Railway Station and Area for Access to and from the Indoor Recreation Centre.  
已建之24小時行人走道或內部交通系統及往返「港鐵車站」之地方及往返「室內康樂中心」之地方。

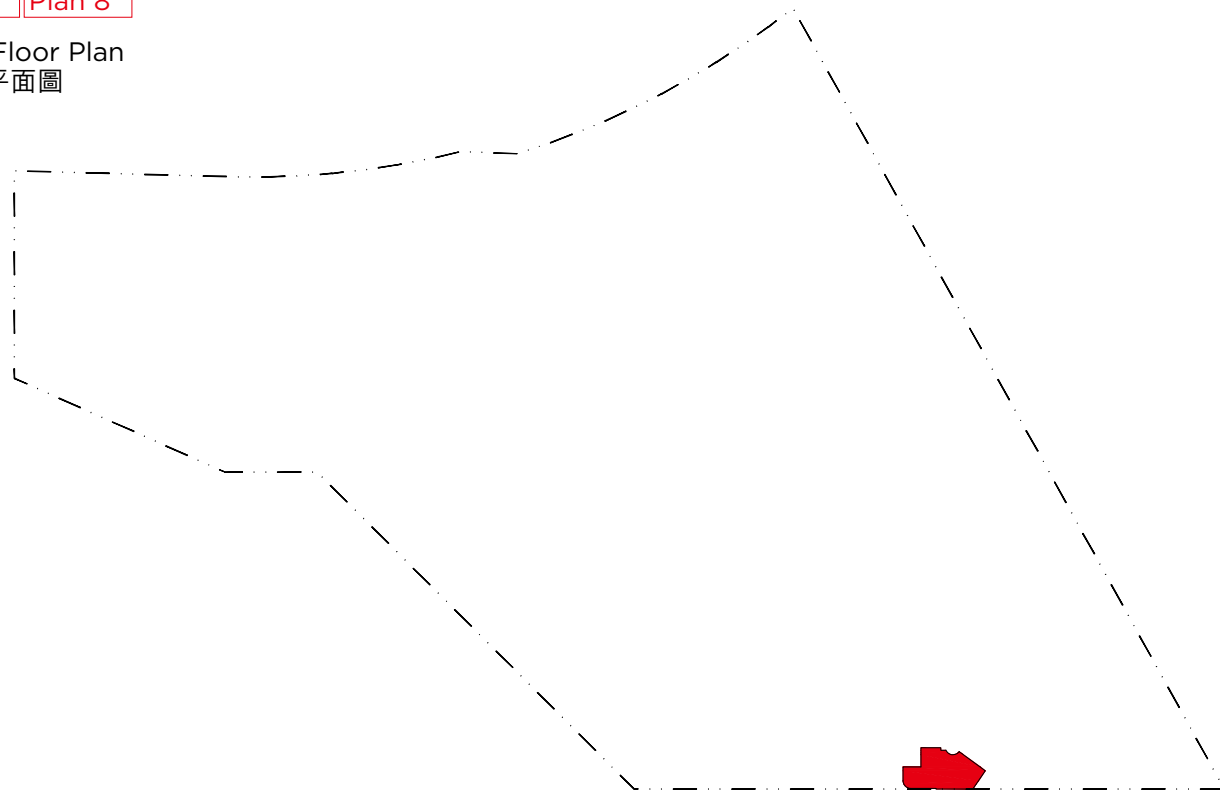
Scale: 0 20 40 60  
比例:  Meters 米

# 17 INFORMATION ON PUBLIC FACILITIES AND PUBLIC OPEN SPACES

## 公共設施及公眾休憩用地的資料

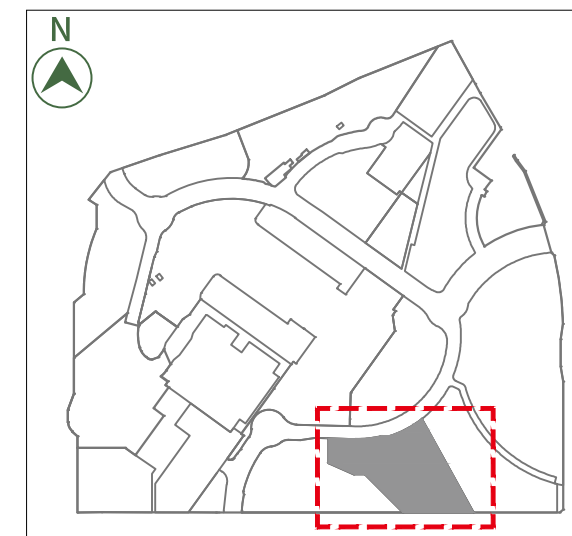
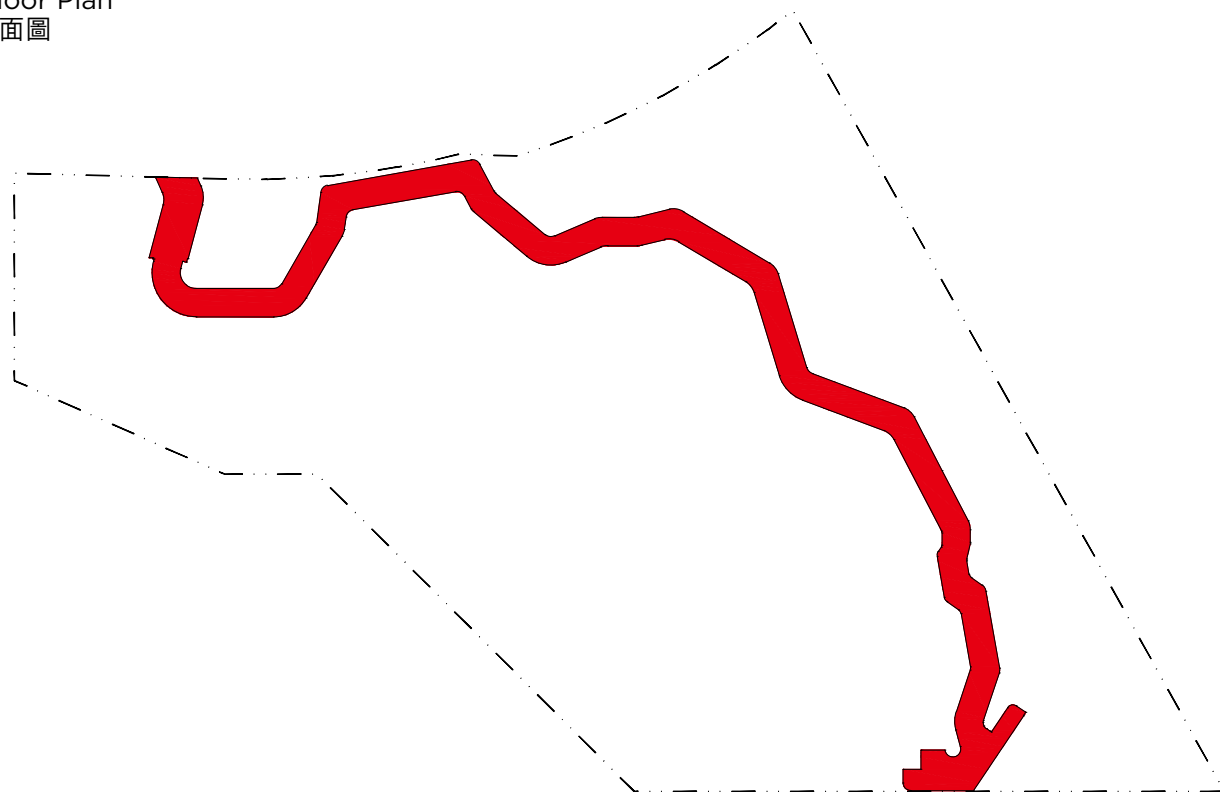
圖八 Plan 8

G/F Floor Plan  
地下平面圖



圖九 Plan 9


1/F Floor Plan  
1樓平面圖



Key Plan  
索引圖

Legend:  
圖例：

 As-Built 24-hours Pedestrian Walkway or Internal Transport System and Area for Access to and from the Mass Transit Railway Station and Area for Access to and from the Indoor Recreation Centre.  
已建之24小時行人走道或內部交通系統及往返「港鐵車站」之地方及往返「室內康樂中心」之地方。

Scale : 0 20 40 80  
比例:  Meters 米



# 17 INFORMATION ON PUBLIC FACILITIES AND PUBLIC OPEN SPACES

## 公共設施及公眾休憩用地的資料

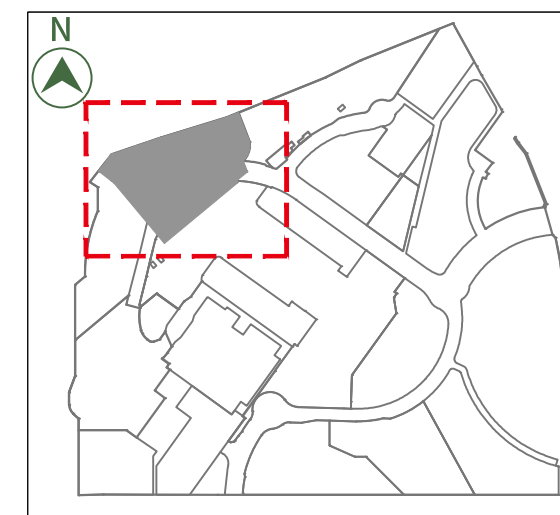
圖十 Plan 10

G/F Floor Plan  
地下平面圖

圖十一 Plan 11

1/F Floor Plan  
1樓平面圖

Part Plan for Staircase at level 0.00  
部分設於0.00水平的樓梯平面圖



Key Plan  
索引圖

Legend:  
圖例:



As-Built 24-hours Pedestrian Walkway or Internal Transport System and Area for Access to and from the Mass Transit Railway Station and Area for Access to and from the Indoor Recreation Centre.  
已建之24小時行人走道或內部交通系統及往返「港鐵車站」之地方及往返「室內康樂中心」之地方。

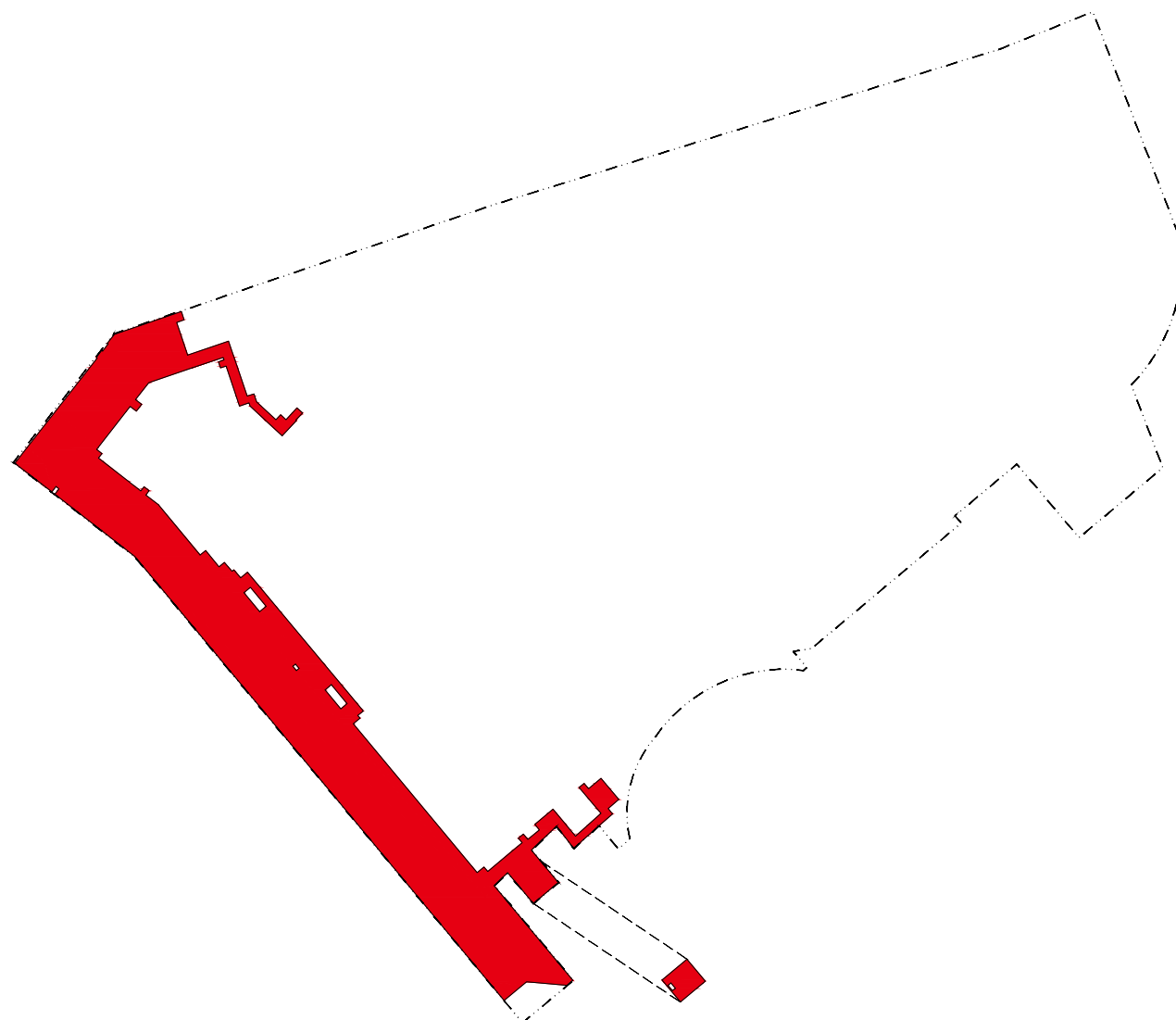
Scale : 0 20 40 80  
比例: Meters 米

# 17 INFORMATION ON PUBLIC FACILITIES AND PUBLIC OPEN SPACES

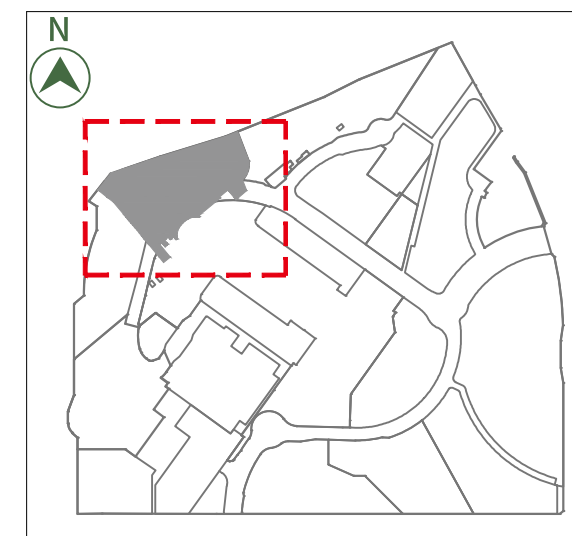
## 公共設施及公眾休憩用地的資料

圖十二 Plan 12

2/F Floor Plan  
2樓平面圖



3/F Floor Part Plan  
3樓部份平面圖



Key Plan  
索引圖

Legend:  
圖例：

- As-Built 24-hours Pedestrian Walkway or Internal Transport System and Area for Access to and from the Mass Transit Railway Station and Area for Access to and from the Indoor Recreation Centre.  
已建之24小時行人走道或內部交通系統及往返「港鐵車站」之地方及往返「室內康樂中心」之地方。

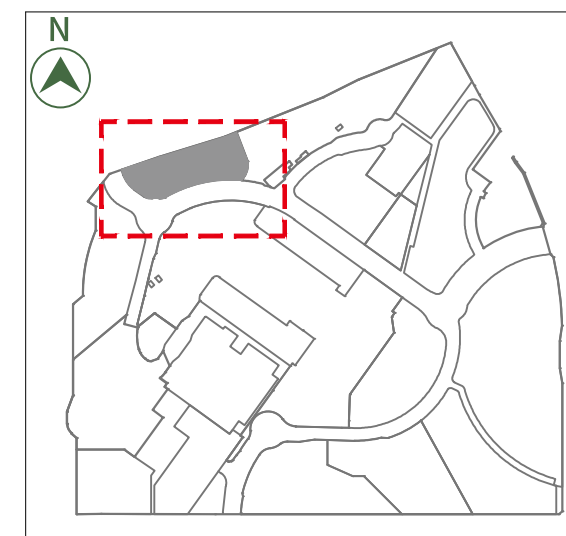
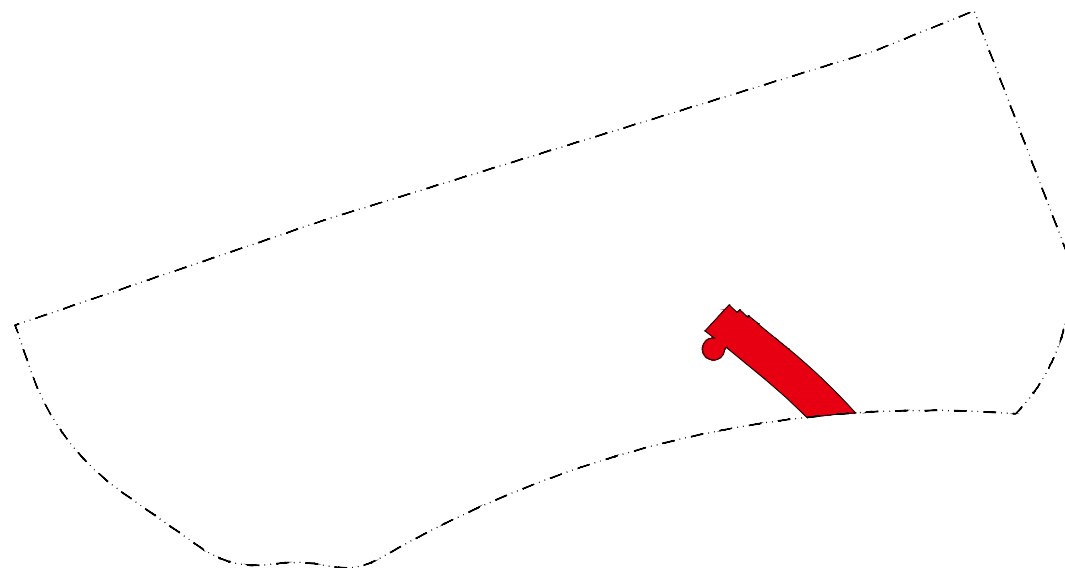
Scale : 0 20 40 80  
比例:  Meters 米

# 17 INFORMATION ON PUBLIC FACILITIES AND PUBLIC OPEN SPACES

## 公共設施及公眾休憩用地的資料

圖十三 Plan 13


5/F Floor Plan  
5樓平面圖



Key Plan  
索引圖

Legend:  
圖例：

-  As-Built 24-hours Pedestrian Walkway or Internal Transport System and Area for Access to and from the Mass Transit Railway Station and Area for Access to and from the Indoor Recreation Centre.  
已建之24小時行人走道或內部交通系統及往返「港鐵車站」之地方及往返「室內康樂中心」之地方。

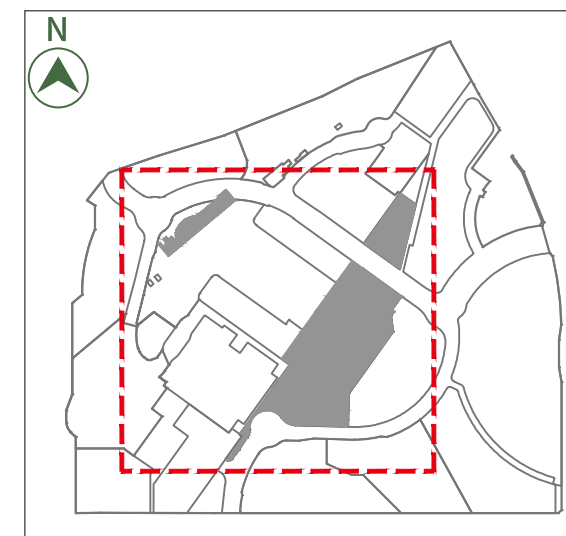
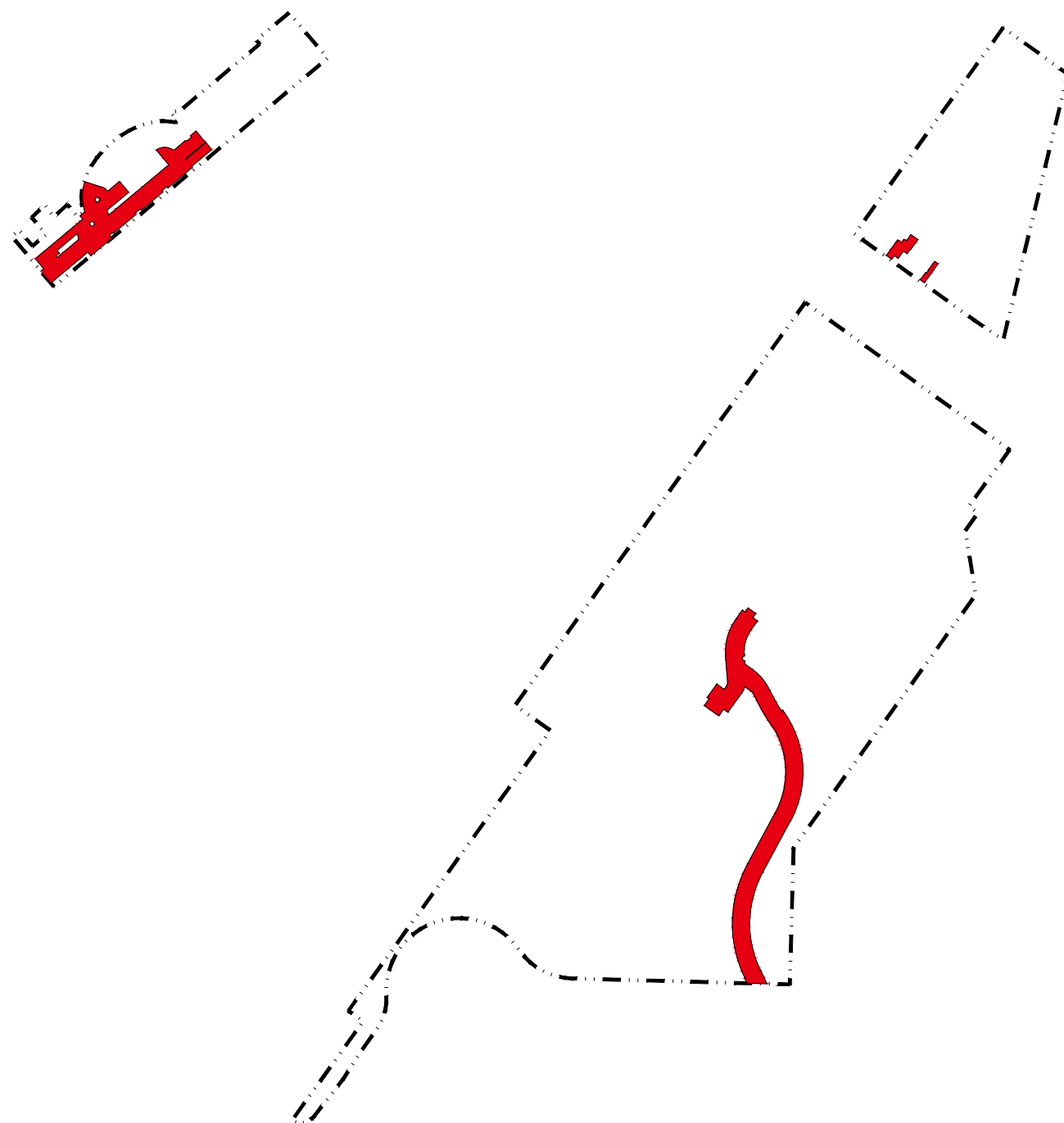
Scale : 0 20 40 80  
比例:  Meters 米

# 17 INFORMATION ON PUBLIC FACILITIES AND PUBLIC OPEN SPACES

## 公共設施及公眾休憩用地的資料

圖十四 Plan 14

2/F Floor Plan  
2樓平面圖



Key Plan  
索引圖

Legend:  
圖例：

- As-Built 24-hours Pedestrian Walkway or Internal Transport System and Area for Access to and from the Mass Transit Railway Station and Area for Access to and from the Indoor Recreation Centre.  
已建之24小時行人走道或內部交通系統及往返「港鐵車站」之地方及往返「室內康樂中心」之地方。

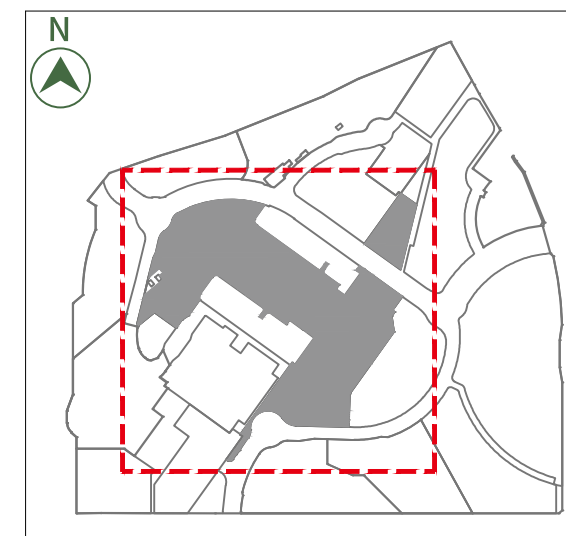
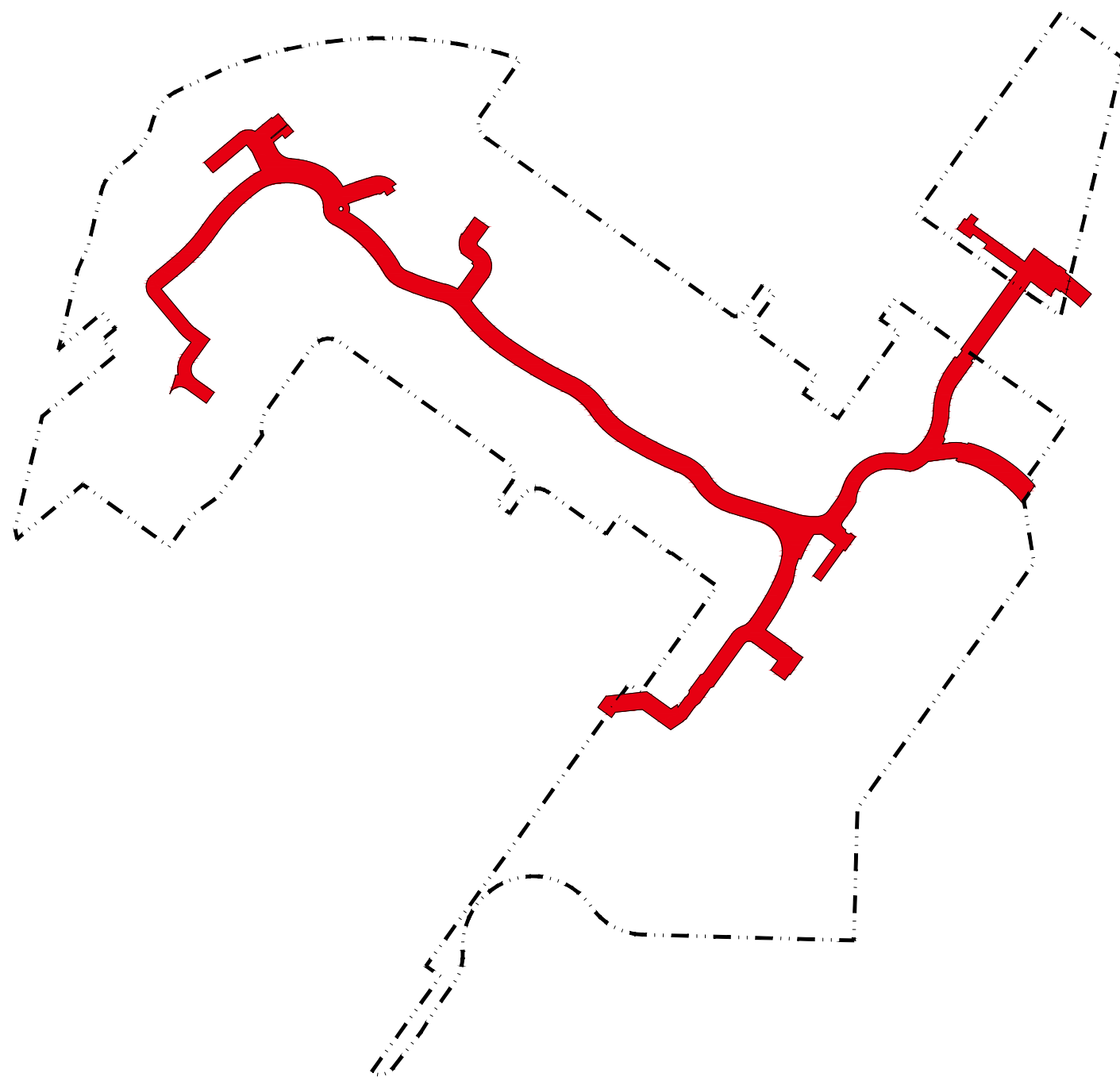
Scale : 0 25 50 100  
比例: Meters 米

# 17 INFORMATION ON PUBLIC FACILITIES AND PUBLIC OPEN SPACES

## 公共設施及公眾休憩用地的資料

圖十五 Plan 15

3/F Floor Plan  
3樓平面圖



Key Plan  
索引圖

Legend:  
圖例：

- As-Built 24-hours Pedestrian Walkway or Internal Transport System and Area for Access to and from the Mass Transit Railway Station and Area for Access to and from the Indoor Recreation Centre.  
已建之24小時行人走道或內部交通系統及往返「港鐵車站」之地方及往返「室內康樂中心」之地方。

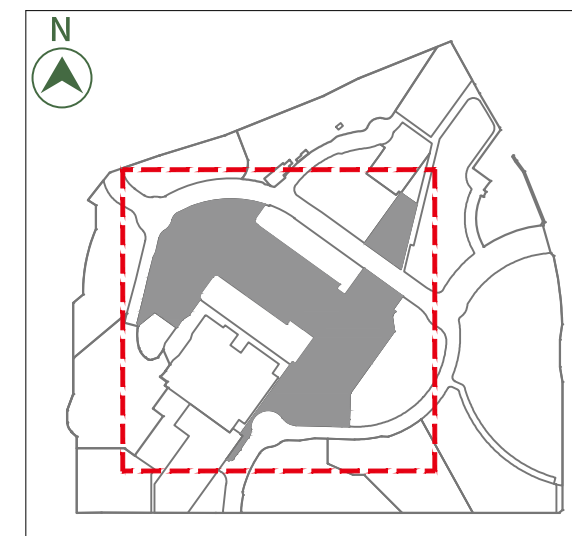
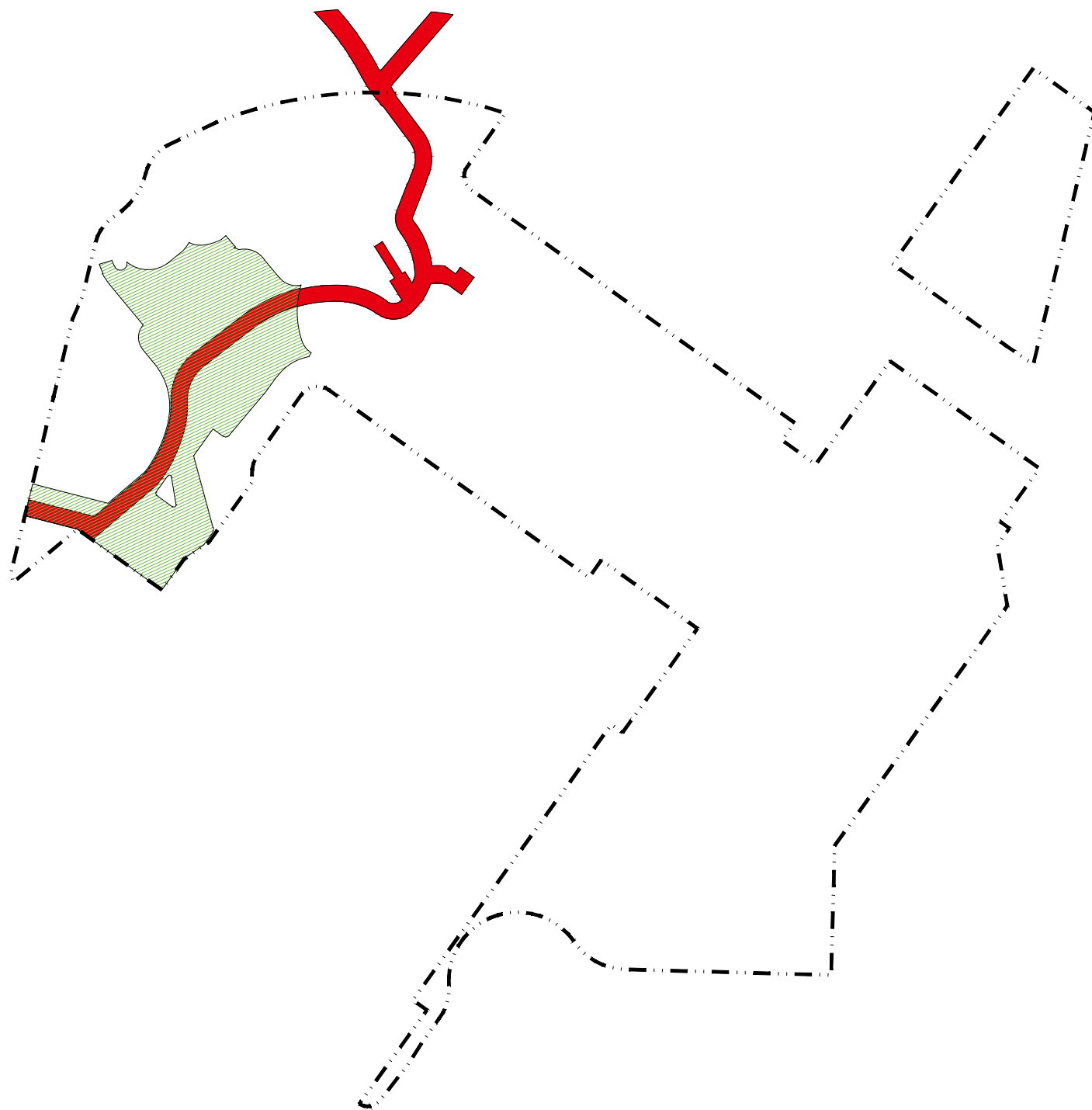
Scale : 0 25 50 100  
比例:  Meters 米

# 17 INFORMATION ON PUBLIC FACILITIES AND PUBLIC OPEN SPACES

## 公共設施及公眾休憩用地的資料

圖十六 Plan 16

4/F Floor Plan  
4樓平面圖



Key Plan  
索引圖

Legend:  
圖例：

-  As-Built 24-hours Pedestrian Walkway or Internal Transport System and Area for Access to and from the Mass Transit Railway Station and Area for Access to and from the Indoor Recreation Centre.  
已建之24小時行人走道或內部交通系統及往返「港鐵車站」之地方及往返「室內康樂中心」之地方。
-  Public Open Space  
公眾休憩用地
-  Public Open Space and As-Built 24-hours Pedestrian Walkway or Internal Transport System and Area for Access to and from the Mass Transit Railway Station and Area for Access to and from the Indoor Recreation Centre.  
公眾休憩用地及已建之24小時行人走道或內部交通系統及往返「港鐵車站」之地方及往返「室內康樂中心」之地方。

Scale : 0 25 50 100  
比例:  Meters 米

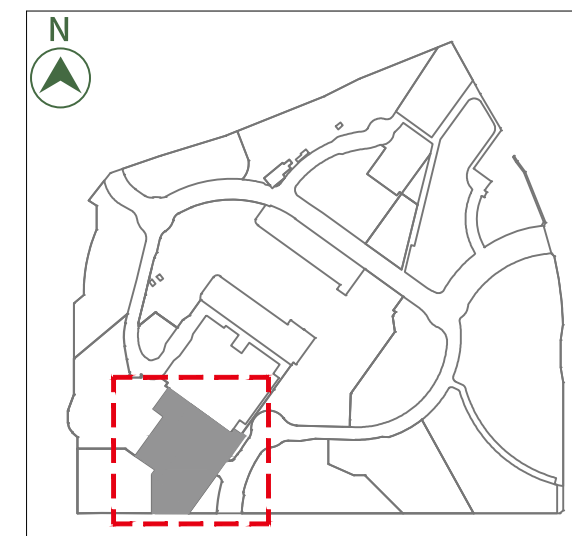
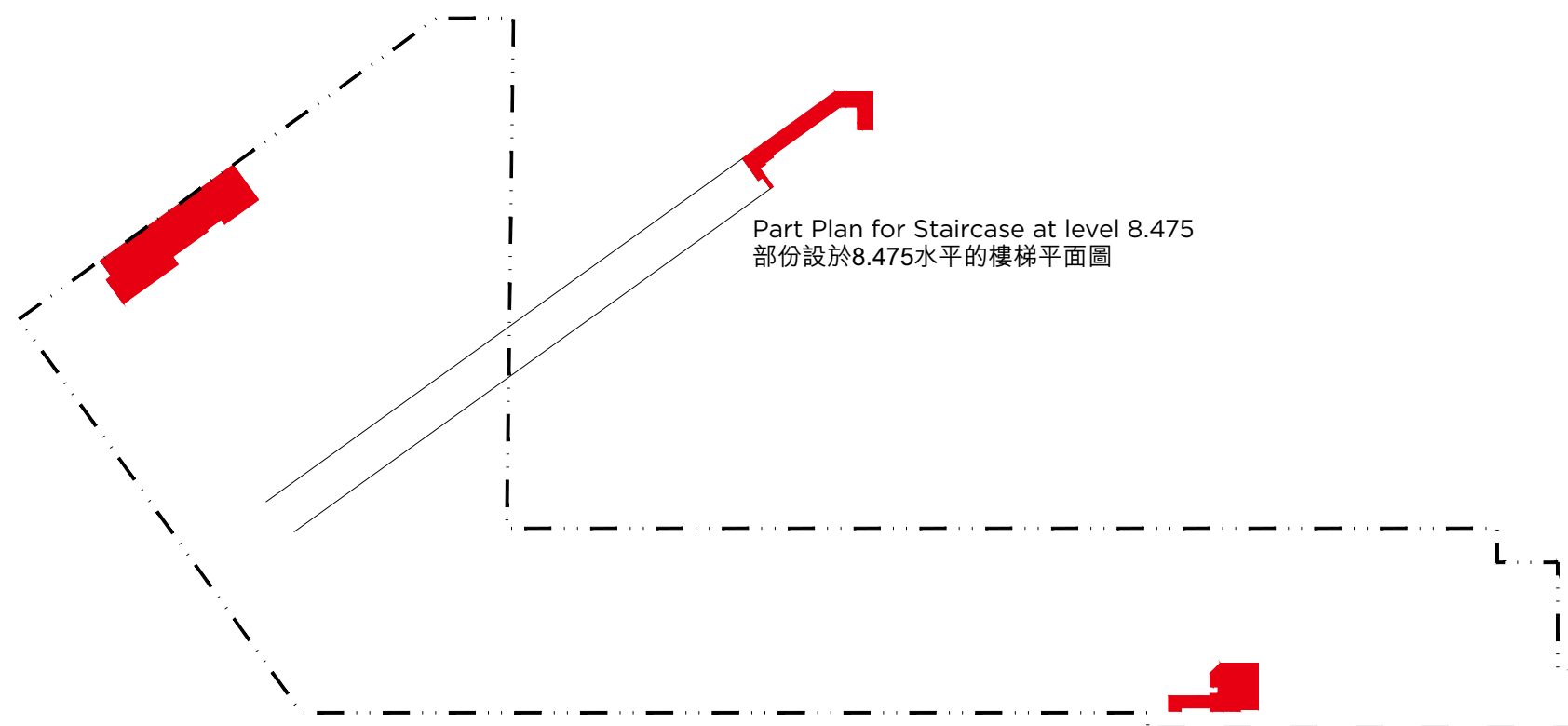


# 17 INFORMATION ON PUBLIC FACILITIES AND PUBLIC OPEN SPACES

## 公共設施及公眾休憩用地的資料

圖十七 Plan 17

G/F Floor Plan  
地下平面圖



Key Plan  
索引圖

Legend:  
圖例：

-  As-Built 24-hours Pedestrian Walkway or Internal Transport System and Area for Access to and from the Mass Transit Railway Station and Area for Access to and from the Indoor Recreation Centre.  
已建之24小時行人走道或內部交通系統及往返「港鐵車站」之地方及往返「室內康樂中心」之地方。

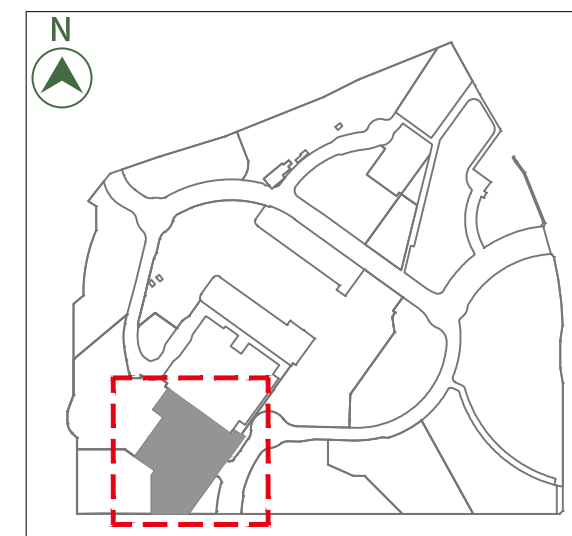
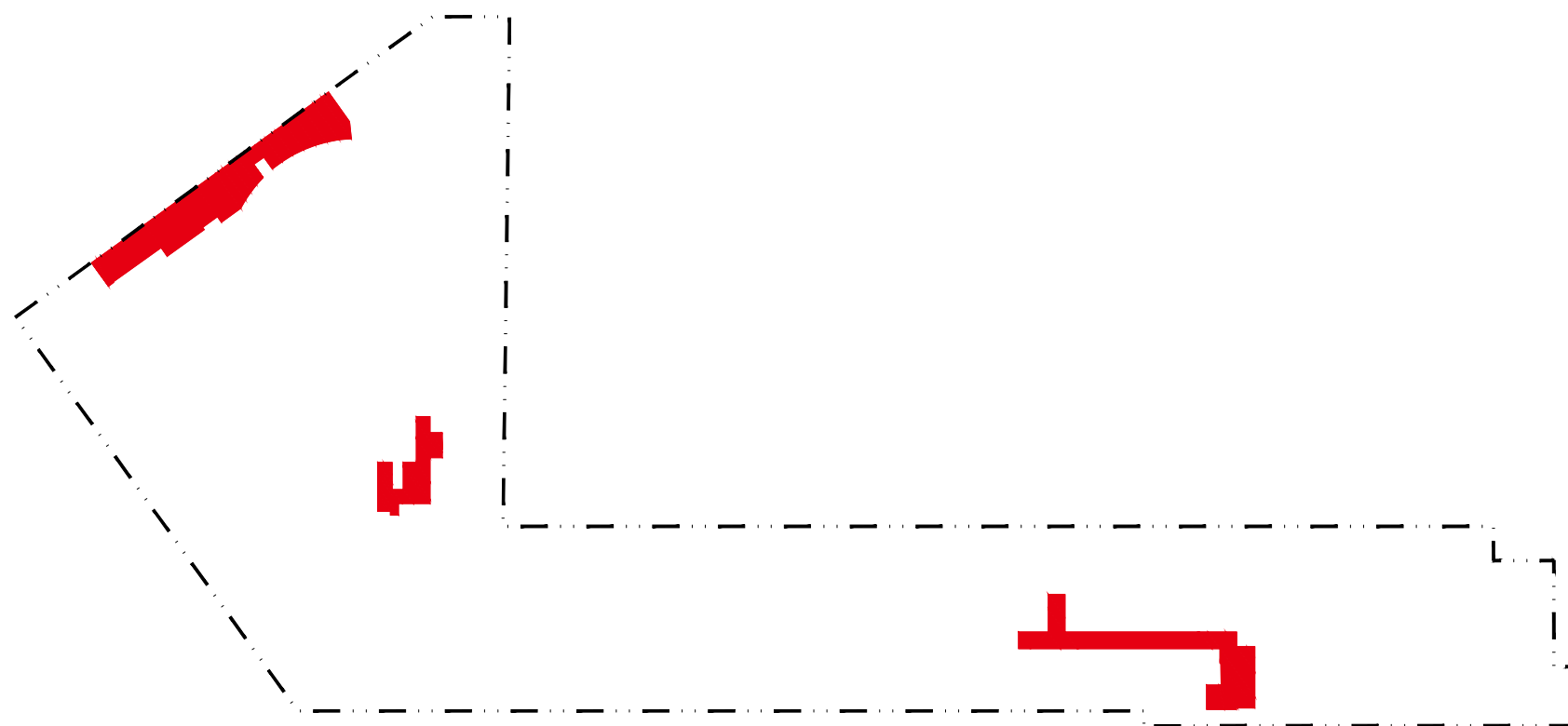
Scale : 0 10 20 30 40 50  
比例:  Meters 米

# 17 INFORMATION ON PUBLIC FACILITIES AND PUBLIC OPEN SPACES

## 公共設施及公眾休憩用地的資料

圖十八 Plan 18

1/F Floor Plan  
1樓平面圖



Key Plan  
索引圖

Legend:  
圖例：

- As-Built 24-hours Pedestrian Walkway or Internal Transport System and Area for Access to and from the Mass Transit Railway Station and Area for Access to and from the Indoor Recreation Centre.  
已建之24小時行人走道或內部交通系統及往返「港鐵車站」之地方及往返「室內康樂中心」之地方。

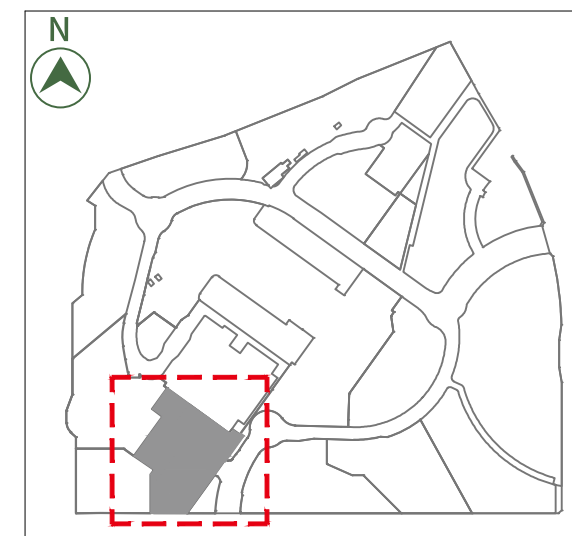
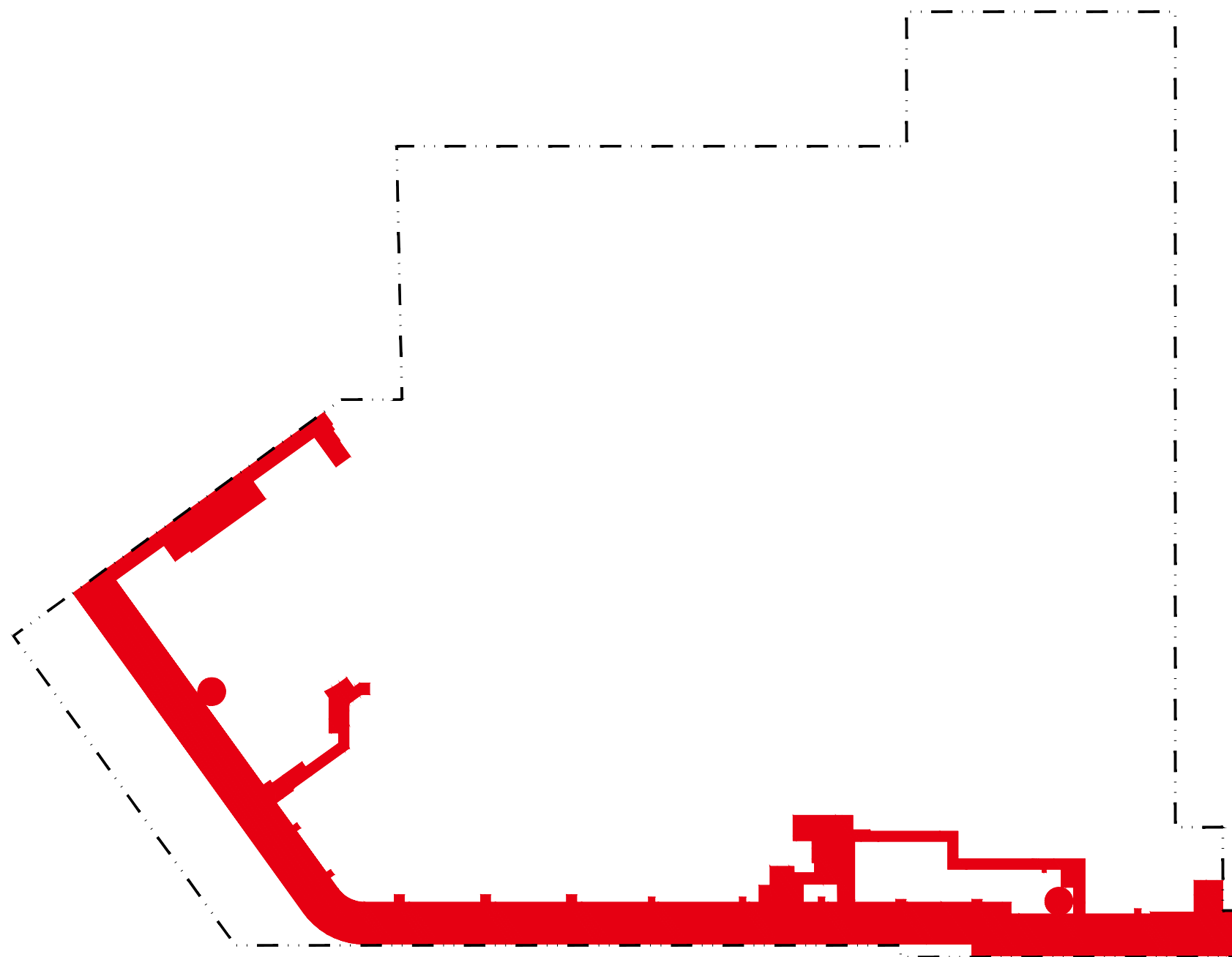
Scale : 0 10 20 30 40 50  
比例: Meters 米

# 17 INFORMATION ON PUBLIC FACILITIES AND PUBLIC OPEN SPACES

## 公共設施及公眾休憩用地的資料

圖十九 Plan 19

2/F Floor Plan  
2樓平面圖



Key Plan  
索引圖

Legend:  
圖例：

- As-Built 24-hours Pedestrian Walkway or Internal Transport System and Area for Access to and from the Mass Transit Railway Station and Area for Access to and from the Indoor Recreation Centre.
- 已建之24小時行人走道或內部交通系統及往返「港鐵車站」之地方及往返「室內康樂中心」之地方。

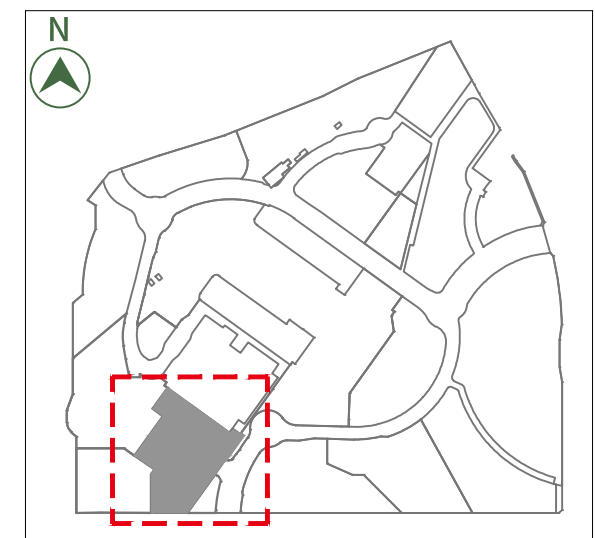
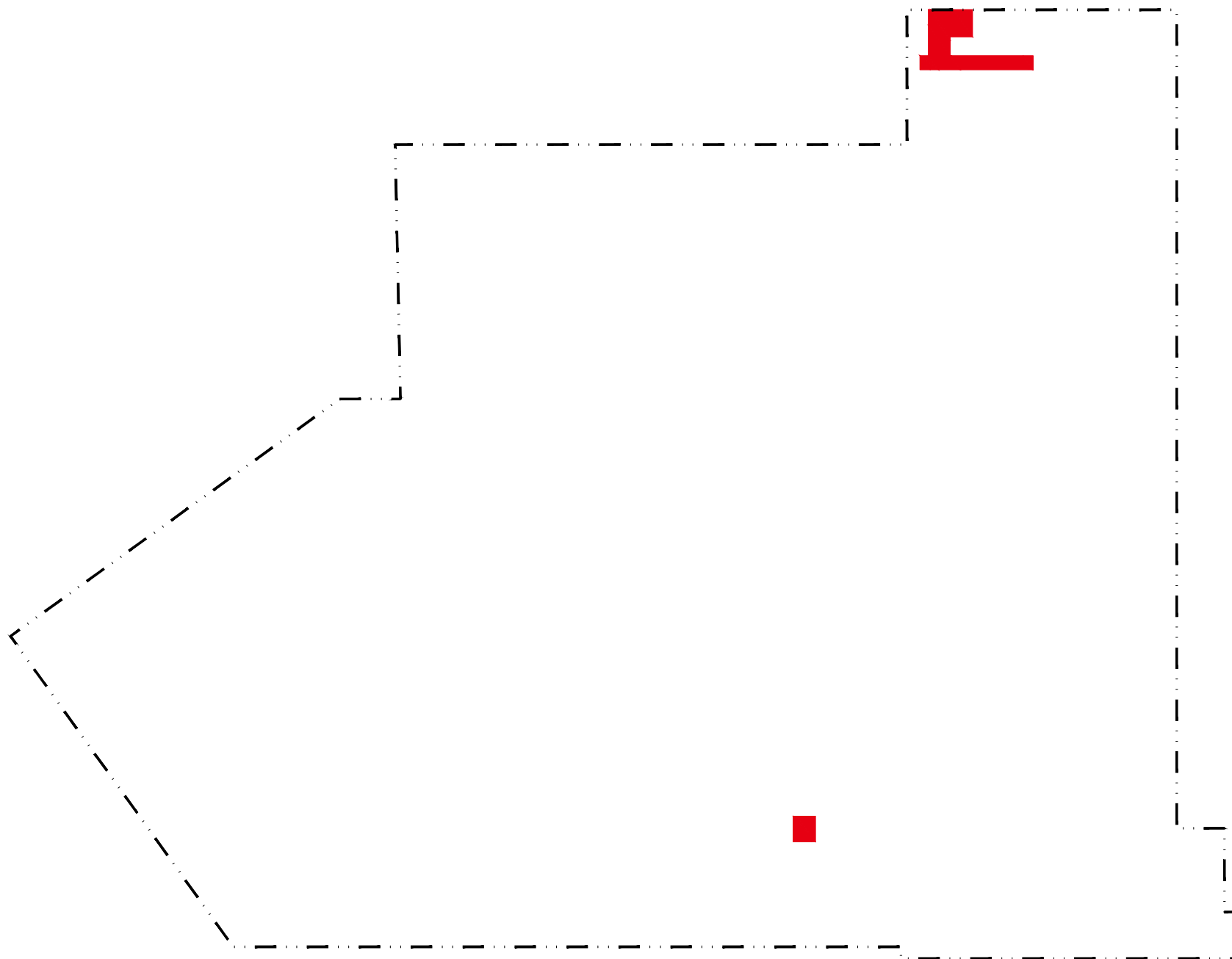
Scale : 0 10 20 30 40 50  
比例:  Meters 米

# 17 INFORMATION ON PUBLIC FACILITIES AND PUBLIC OPEN SPACES

## 公共設施及公眾休憩用地的資料


圖二十 Plan 20


3/F Floor Plan  
3樓平面圖



Key Plan  
索引圖

Legend:  
圖例：

-  As-Built 24-hours Pedestrian Walkway or Internal Transport System and Area for Access to and from the Mass Transit Railway Station and Area for Access to and from the Indoor Recreation Centre.  
已建之24小時行人走道或內部交通系統及往返「港鐵車站」之地方及往返「室內康樂中心」之地方。

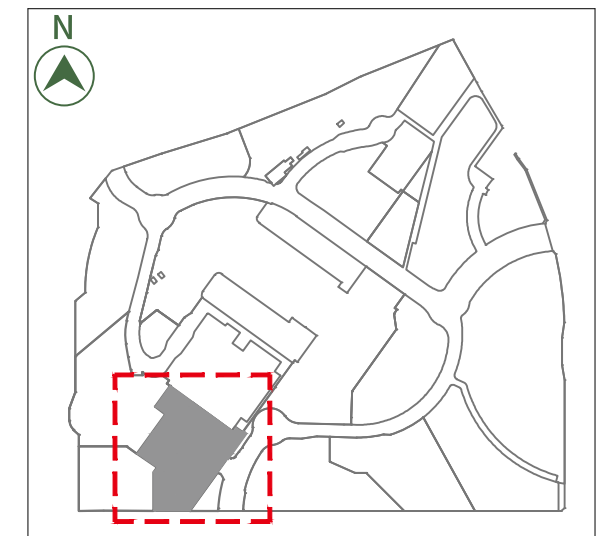
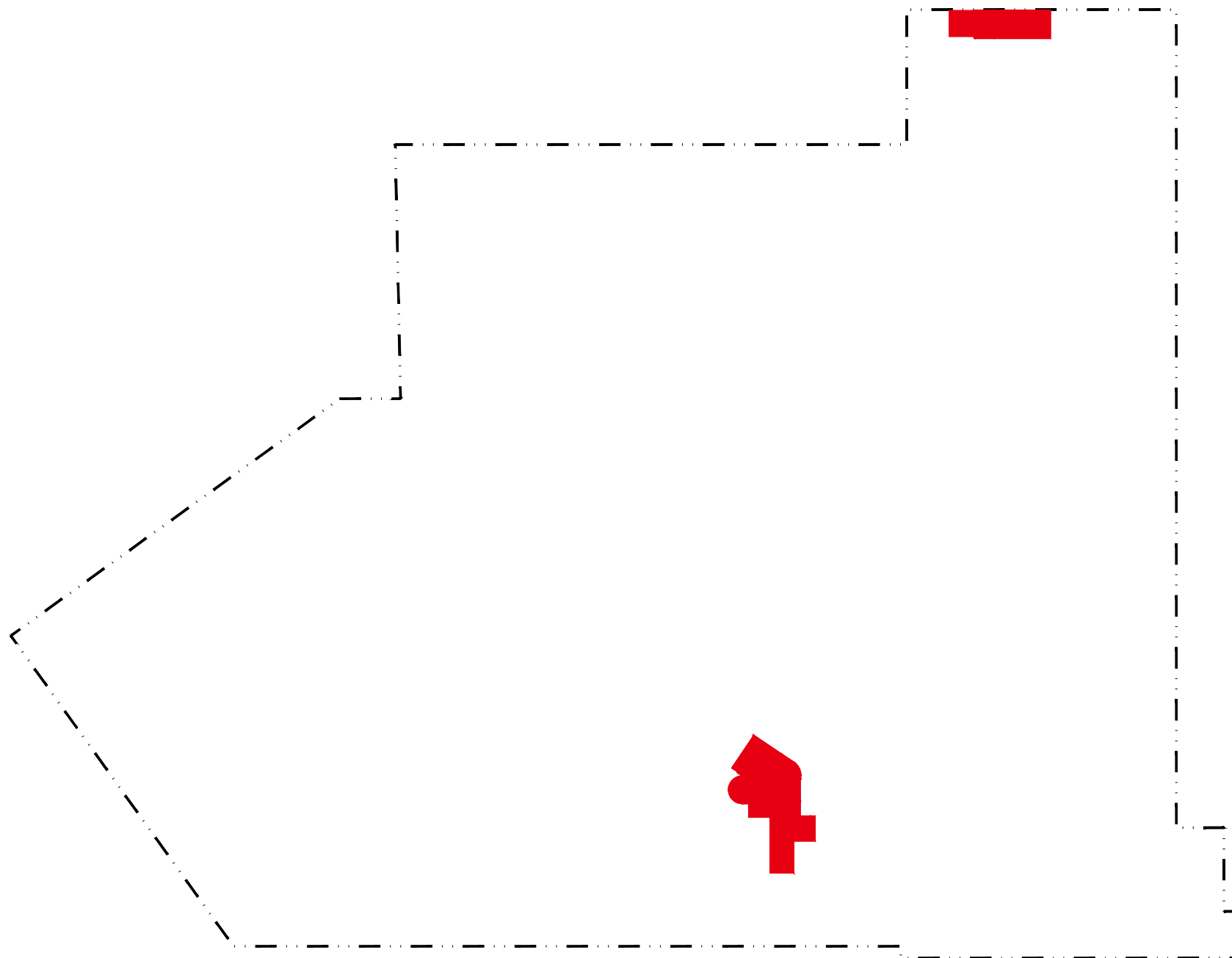
Scale : 0 10 20 30 40 50  
比例:  Meters 米

# 17 INFORMATION ON PUBLIC FACILITIES AND PUBLIC OPEN SPACES

## 公共設施及公眾休憩用地的資料

圖二十一 Plan 21

5/F Floor Plan  
5樓平面圖



Key Plan  
索引圖

Legend:  
圖例：

- As-Built 24-hours Pedestrian Walkway or Internal Transport System and Area for Access to and from the Mass Transit Railway Station and Area for Access to and from the Indoor Recreation Centre.  
已建之24小時行人走道或內部交通系統及往返「港鐵車站」之地方及往返「室內康樂中心」之地方。

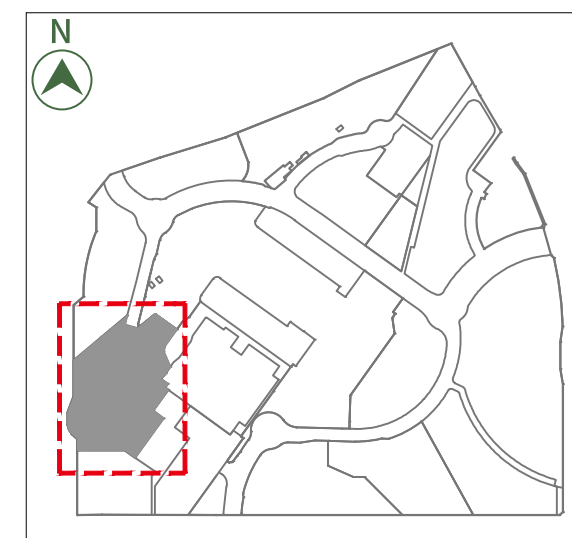
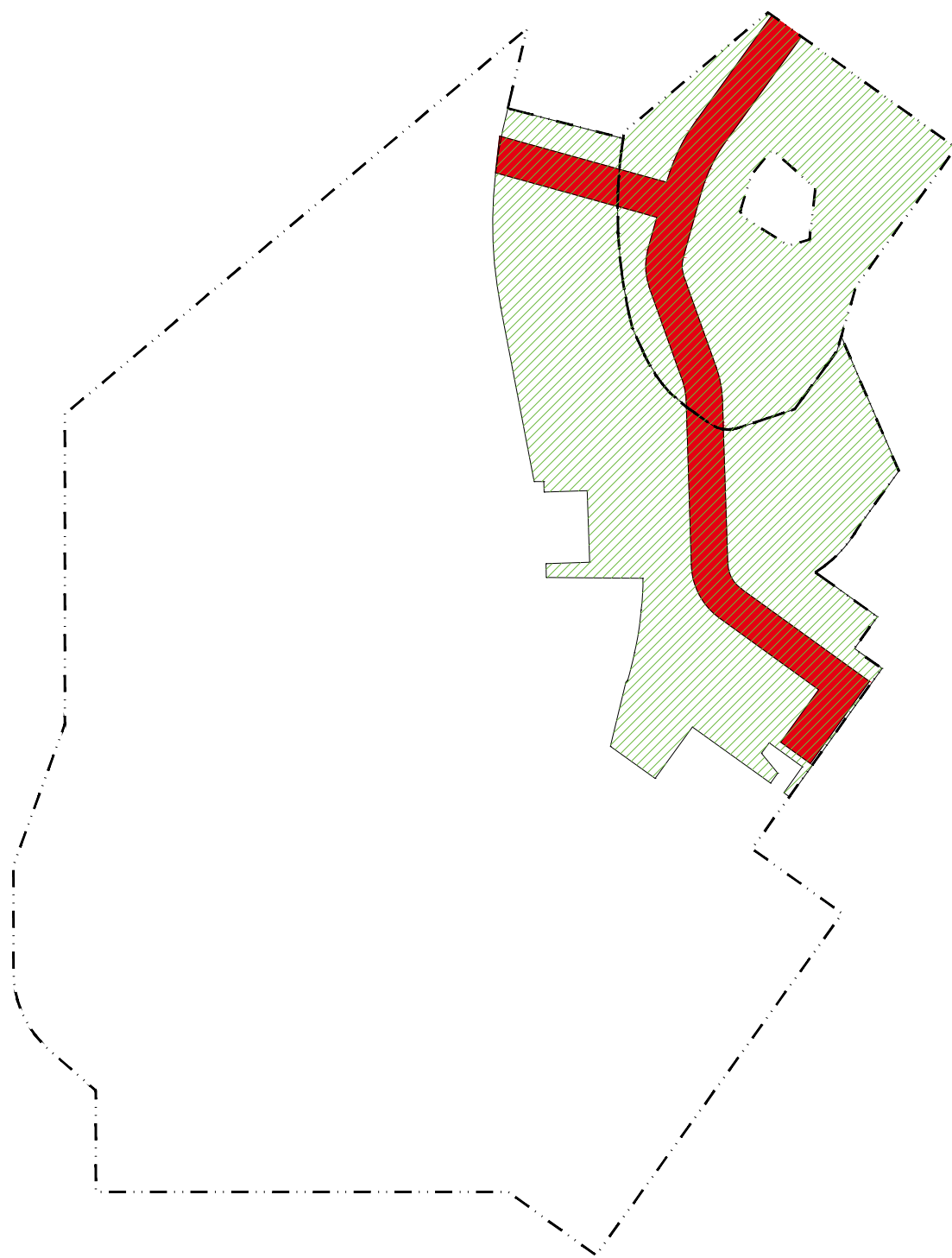
Scale : 0 10 20 30 40 50  
比例:  Meters 米

# 17 INFORMATION ON PUBLIC FACILITIES AND PUBLIC OPEN SPACES

## 公共設施及公眾休憩用地的資料

圖二十二 Plan 22

3/F Floor Plan  
3樓平面圖



Key Plan  
索引圖

Legend:  
圖例：



Public Open Space and As-Built 24-hours Pedestrian Walkway or Internal Transport System and Area for Access to and from the Mass Transit Railway Station and Area for Access to and from the Indoor Recreation Centre.  
公眾休憩用地及已建之24小時行人走道或內部交通系統及往返「港鐵車站」之地方及往返「室內康樂中心」之地方。



Public Open Space  
公眾休憩用地

Scale : 0 10 20 30 40 50  
比例: Meters 米

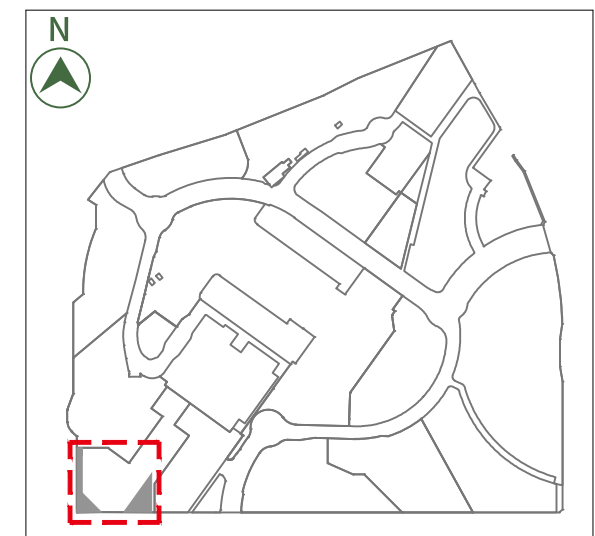



# 17 INFORMATION ON PUBLIC FACILITIES AND PUBLIC OPEN SPACES

## 公共設施及公眾休憩用地的資料

圖二十三 Plan 23

LG4/F Floor Plan  
低層地下4樓平面圖



Key Plan  
索引圖

Legend:  
圖例：

- As-Built 24-hours Pedestrian Walkway or Internal Transport System and Area for Access to and from the Mass Transit Railway Station and Area for Access to and from the Indoor Recreation Centre.  
已建之24小時行人走道或內部交通系統及往返「港鐵車站」之地方及往返「室內康樂中心」之地方。

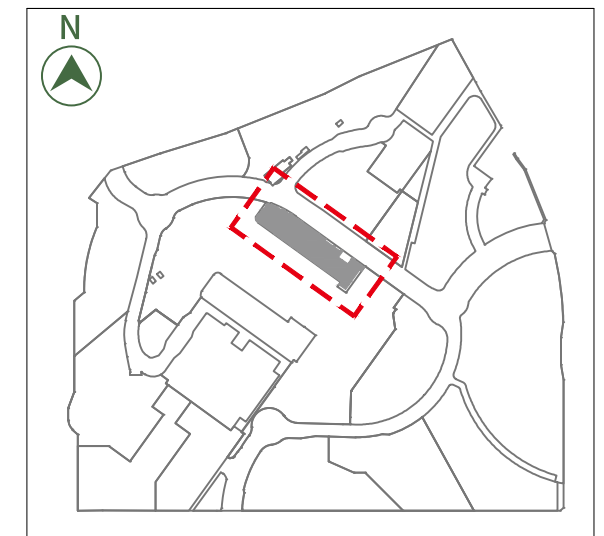

Scale : 0 5 10 15 20 25  
比例: Meters 米

# 17 INFORMATION ON PUBLIC FACILITIES AND PUBLIC OPEN SPACES

## 公共設施及公眾休憩用地的資料

圖二十四 Plan 24

5/F Floor Plan  
5樓平面圖



Key Plan  
索引圖

Legend:  
圖例：



As-Built 24-hours Pedestrian Walkway or Internal Transport System and Area for Access to and from the Mass Transit Railway Station and Area for Access to and from the Indoor Recreation Centre.  
已建之24小時行人走道或內部交通系統及往返「港鐵車站」之地方及往返「室內康樂中心」之地方。

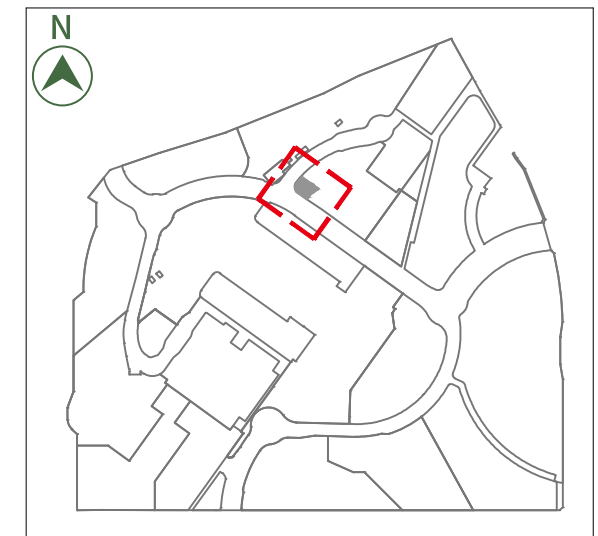

Scale : 0 10 20 30 40 50  
比例: Meters 米

# 17 INFORMATION ON PUBLIC FACILITIES AND PUBLIC OPEN SPACES

## 公共設施及公眾休憩用地的資料

圖二十五 Plan 25

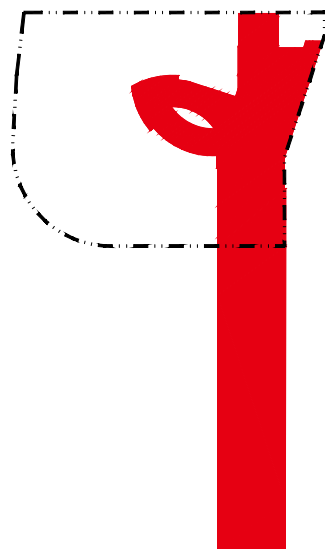
Floor plan at level 17.50  
設於17.50水平的平面圖



Key Plan  
索引圖


圖二十六 Plan 26

Floor plan at level 24.855  
設於24.855水平的平面圖



Legend:  
圖例：

-  As-Built 24-hours Pedestrian Walkway or Internal Transport System and Area for Access to and from the Mass Transit Railway Station and Area for Access to and from the Indoor Recreation Centre.
- 已建之24小時行人走道或內部交通系統及往返「港鐵車站」之地方及往返「室內康樂中心」之地方。

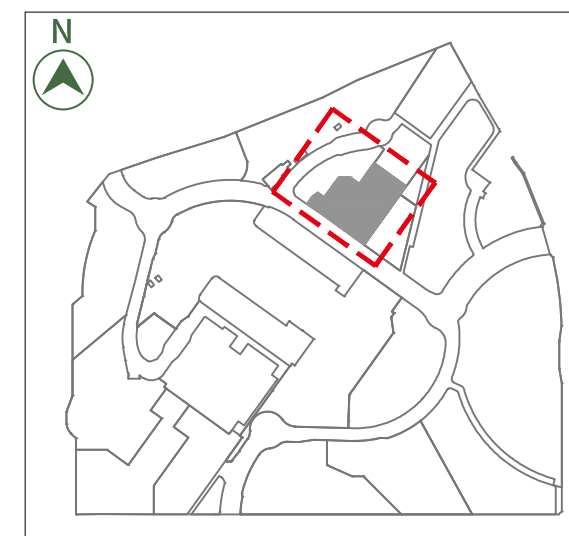

Scale : 0 10 20 30 40 50  
比例:  Meters 米

# 17 INFORMATION ON PUBLIC FACILITIES AND PUBLIC OPEN SPACES

## 公共設施及公眾休憩用地的資料

圖二十七 Plan 27

G/F Floor Plan  
地下平面圖



Key Plan  
索引圖

Legend:  
圖例：

- As-Built 24-hours Pedestrian Walkway or Internal Transport System and Area for Access to and from the Mass Transit Railway Station and Area for Access to and from the Indoor Recreation Centre. 已建之24小時行人走道或內部交通系統及往返「港鐵車站」之地方及往返「室內康樂中心」之地方。

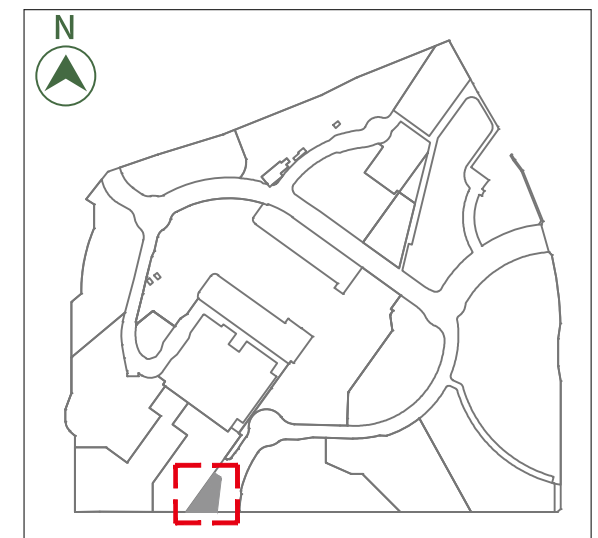
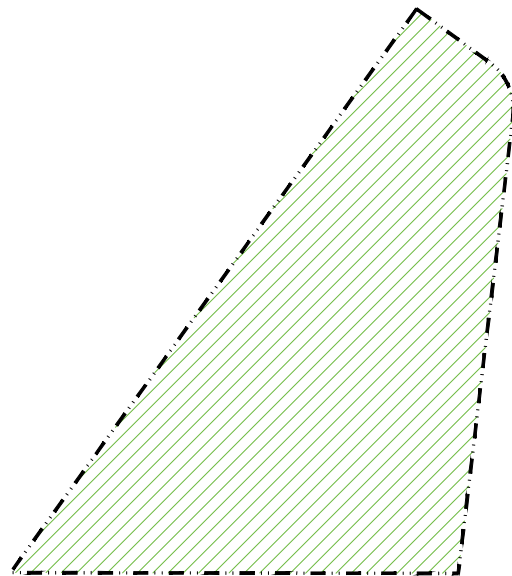
Scale : 0 10 20 30 40 50  
比例:  Meters 米

# 17 INFORMATION ON PUBLIC FACILITIES AND PUBLIC OPEN SPACES

## 公共設施及公眾休憩用地的資料

圖二十八 Plan 28

G/F Floor Plan  
地下平面圖



Key Plan  
索引圖

Legend:  
圖例：

 Public Open Space  
公眾休憩用地

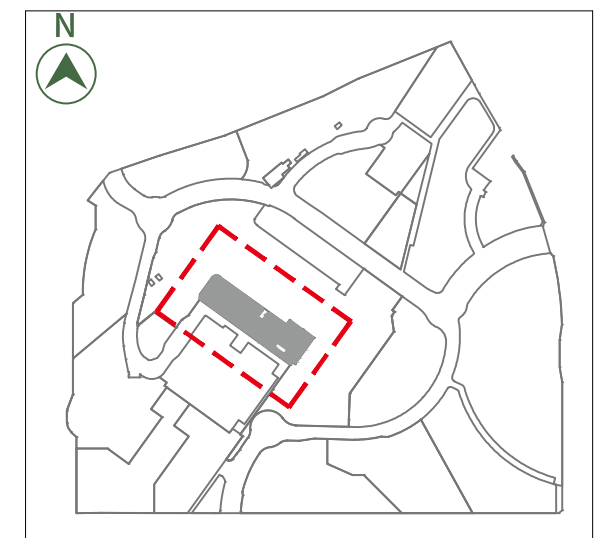
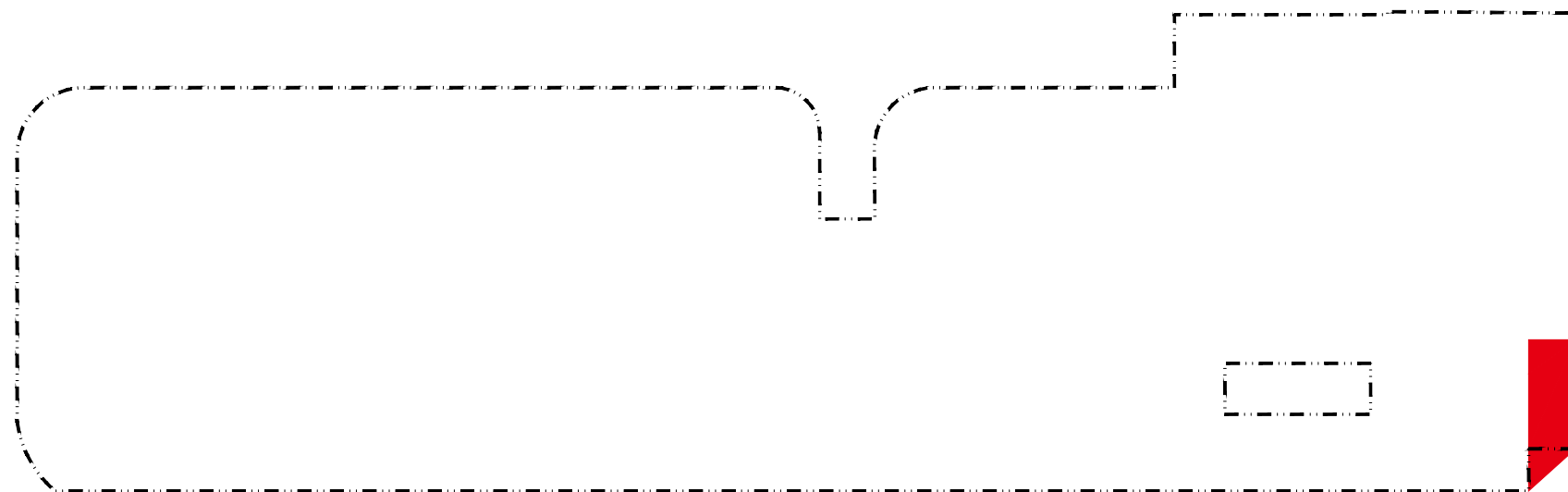
Scale : 0 10 20 30 40 50  
比例:  Meters 米

# 17 INFORMATION ON PUBLIC FACILITIES AND PUBLIC OPEN SPACES

## 公共設施及公眾休憩用地的資料

圖二十九 Plan 29

3/F Floor Plan  
3樓平面圖



Key Plan  
索引圖

Legend:  
圖例：

- As-built 24-hours Pedestrian Walkway or Internal Transport System and Area for Access to and from the Mass Transit Railway Station and Area for Access to and from the Indoor Recreation Centre.  
已建之24小時行人走道或內部交通系統及往返「港鐵車站」之地方及往返「室內康樂中心」之地方。

Scale : 0 10 20 30 40 50  
比例:  Meters 米

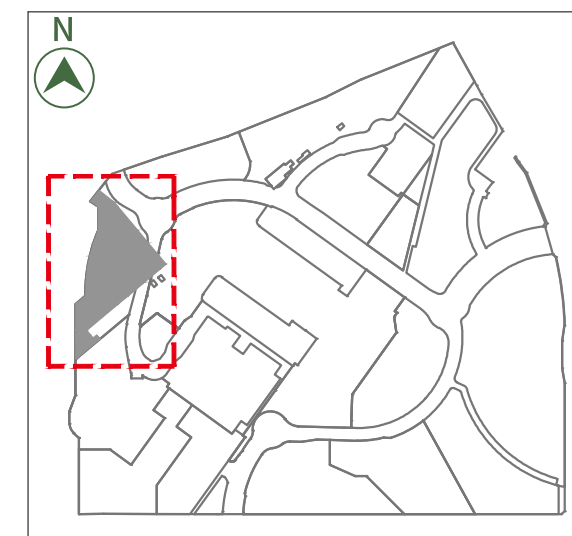
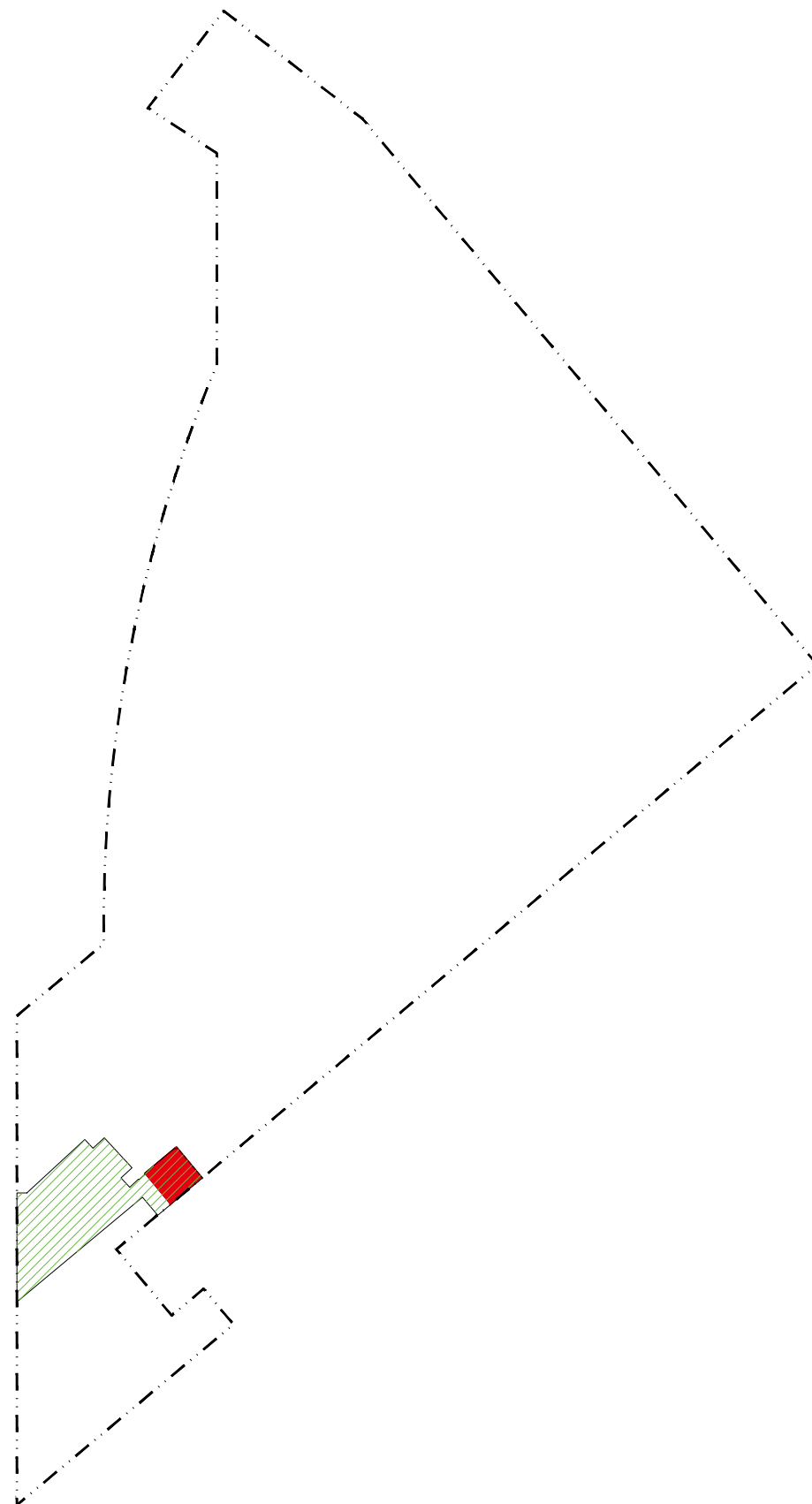


# 17 INFORMATION ON PUBLIC FACILITIES AND PUBLIC OPEN SPACES

## 公共設施及公眾休憩用地的資料

圖三十 Plan 30


G/F Floor Plan  
地下平面圖



Key Plan  
索引圖

Legend:  
圖例：

-  Public Open Space and As-Built 24-hours Pedestrian Walkway or Internal Transport System and Area for Access to and from the Mass Transit Railway Station and Area for Access to and from the Indoor Recreation Centre.  
公眾休憩用地及已建之24小時行人走道或內部交通系統及往返「港鐵車站」之地方及往返「室內康樂中心」之地方。
-  Public Open Space  
公眾休憩用地

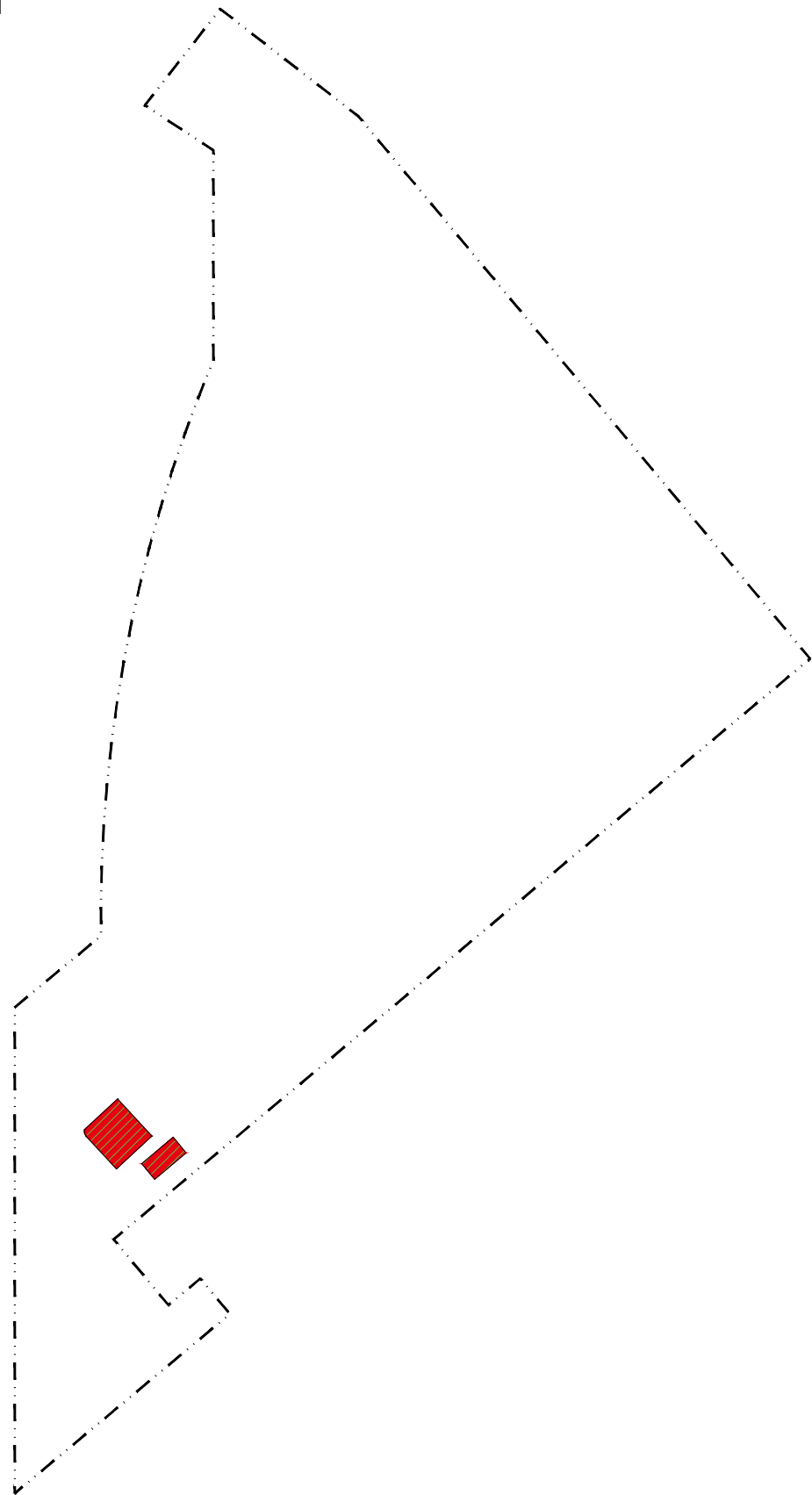
Scale : 0 10 20 30 40 50  
比例:  Meters 米

# 17 INFORMATION ON PUBLIC FACILITIES AND PUBLIC OPEN SPACES

## 公共設施及公眾休憩用地的資料

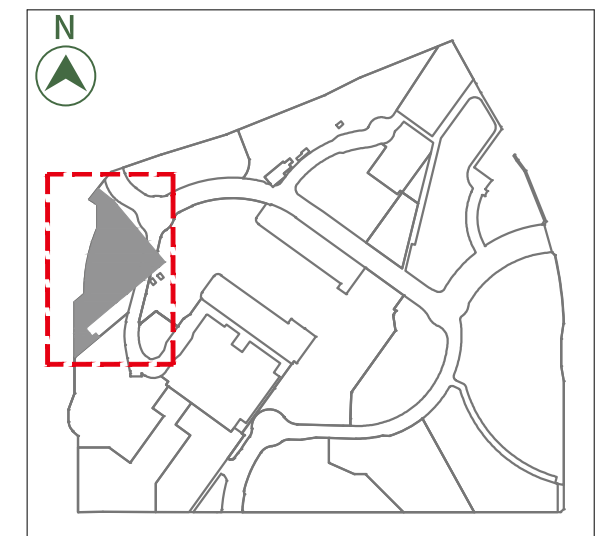
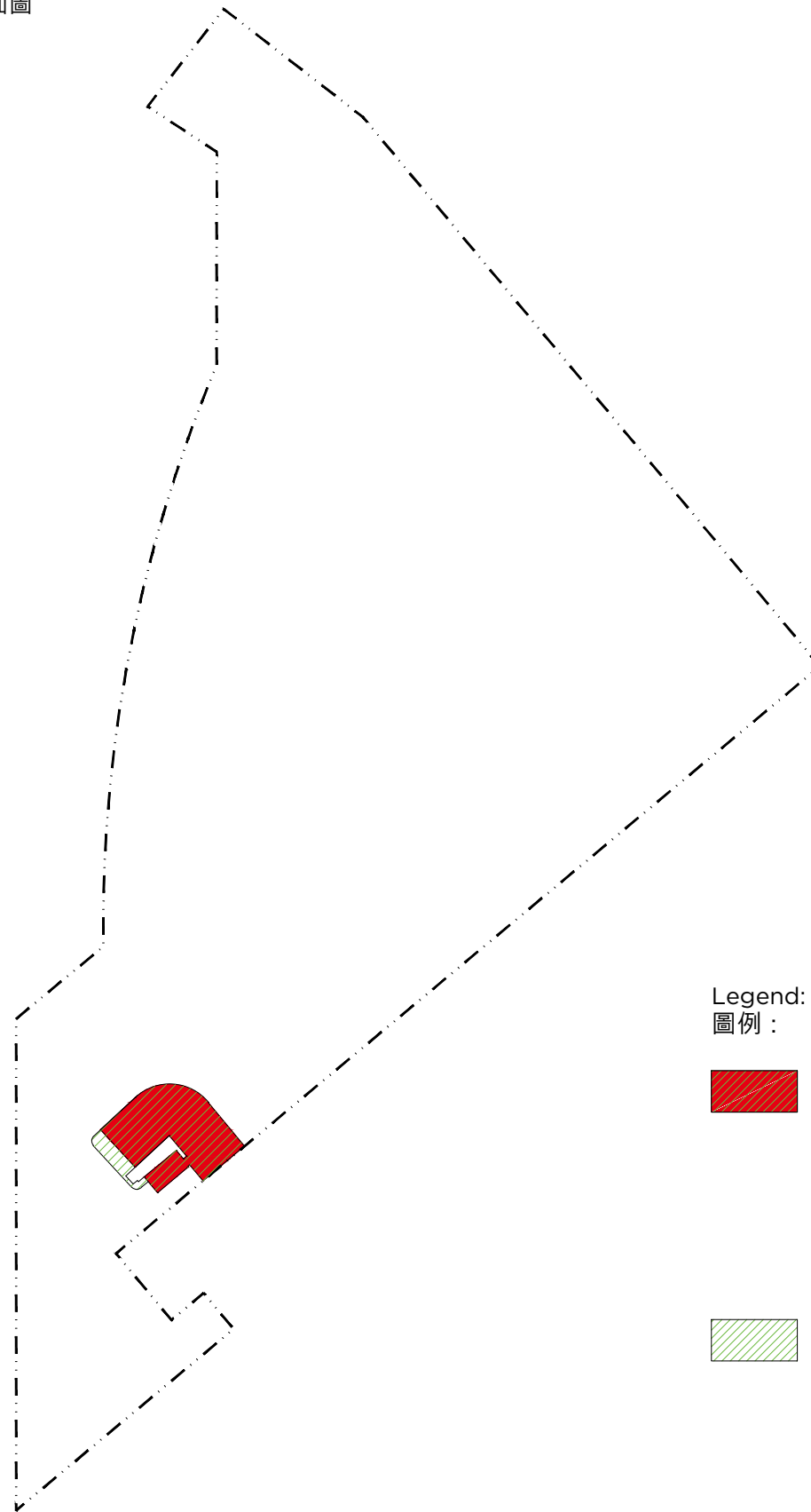
圖三十一 Plan 31

1/F Floor Plan  
1樓平面圖



圖三十二 Plan 32


2/F Floor Plan  
2樓平面圖



Key Plan  
索引圖

Legend:  
圖例：

-  Public Open Space and As-Built 24-hours Pedestrian Walkway or Internal Transport System and Area for Access to and from the Mass Transit Railway Station and Area for Access to and from the Indoor Recreation Centre.  
公眾休憩用地及已建之24小時行人走道或內部交通系統及往返「港鐵車站」之地方及往返「室內康樂中心」之地方。
-  Public Open Space  
公眾休憩用地

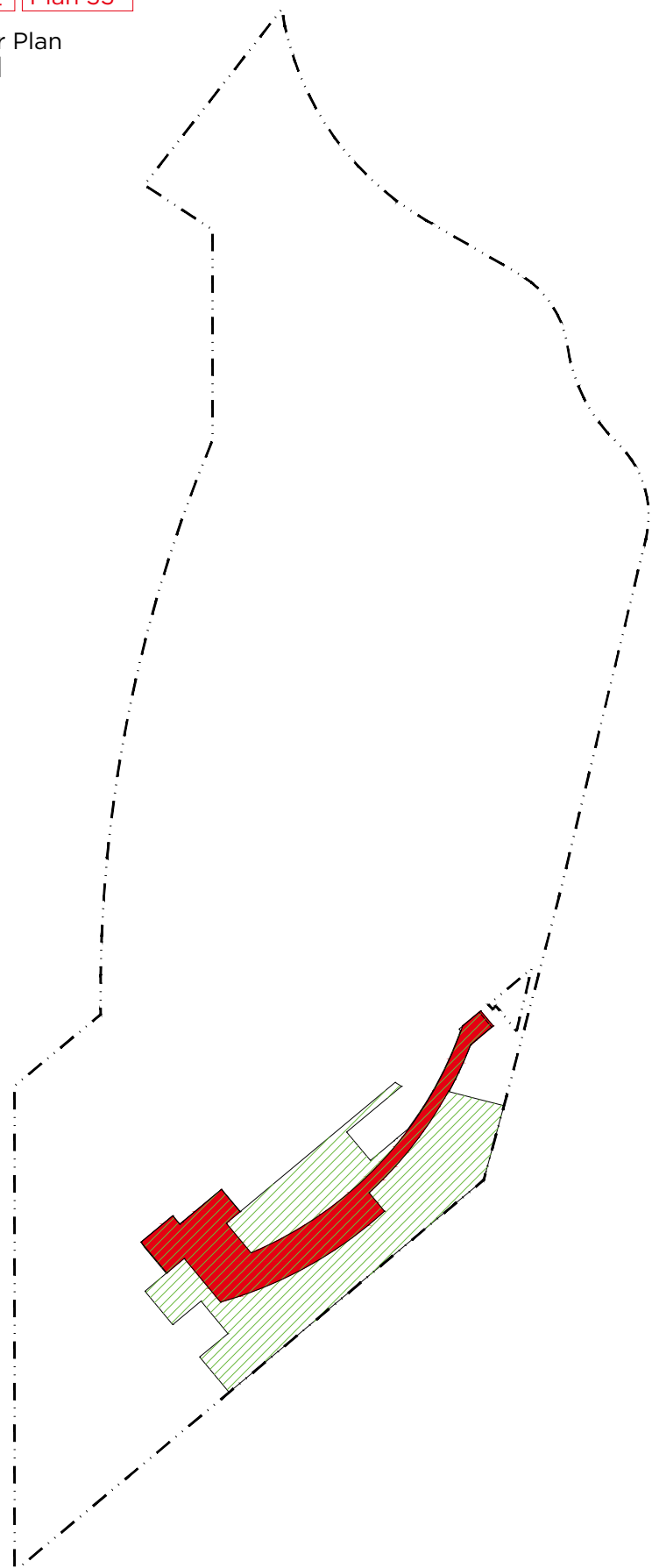
Scale : 0 10 20 30 40 50  
比例:  Meters 米

# 17 INFORMATION ON PUBLIC FACILITIES AND PUBLIC OPEN SPACES

## 公共設施及公眾休憩用地的資料

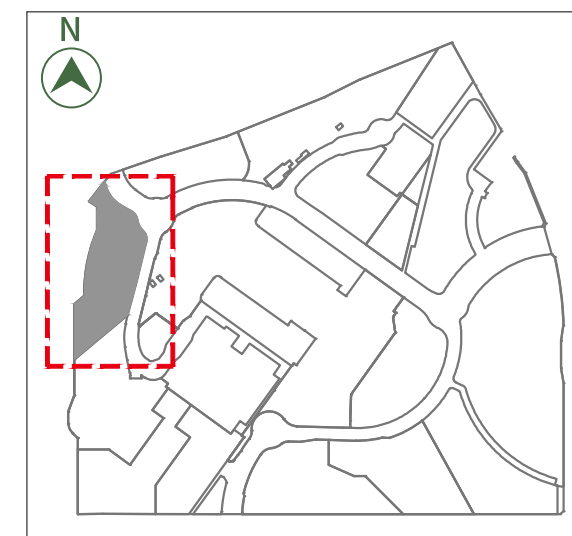
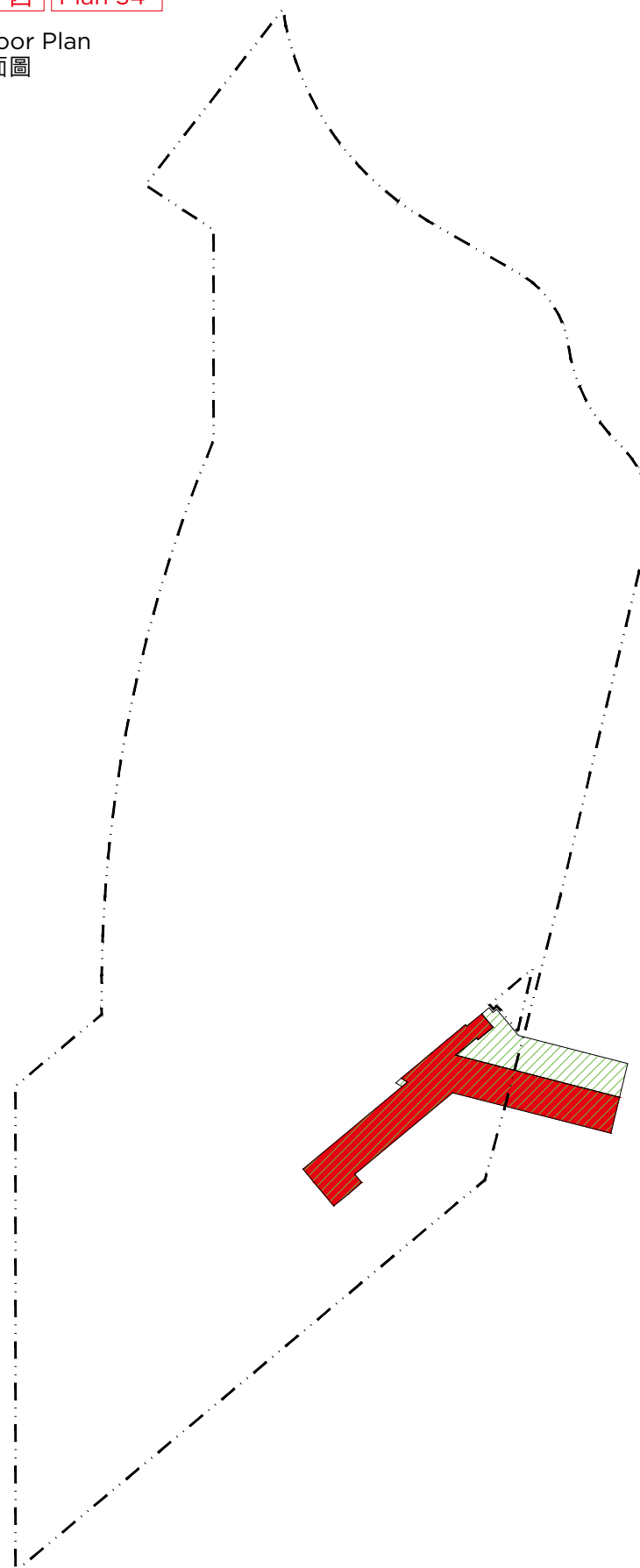
圖三十三 Plan 33

3/F Floor Plan  
3樓平面圖



圖三十四 Plan 34

5/F Floor Plan  
5樓平面圖



Key Plan  
索引圖

Legend:  
圖例：

-  Public Open Space and As-Built 24-hours Pedestrian Walkway or Internal Transport System and Area for Access to and from the Mass Transit Railway Station and Area for Access to and from the Indoor Recreation Centre.  
公眾休憩用地及已建之24小時行人走道或內部交通系統及往返「港鐵車站」之地方及往返「室內康樂中心」之地方。
-  Public Open Space  
公眾休憩用地

Scale : 0 10 20 30 40 50  
比例:  Meters 米

# 18 WARNING TO PURCHASERS

## 對買方的警告

- (a) The purchaser is hereby recommended to instruct a separate firm of solicitors (other than that acting for the owner) to act for the purchaser in relation to the transaction.
- (b) If the purchaser instructs such separate firm of solicitors to act for the purchaser in relation to the transaction, that firm will be able to give independent advice to the purchaser.
- (c) If the purchaser instructs the firm of solicitors acting for the owner to act for the purchaser as well, and a conflict of interest arises between the owner and the purchaser:
  - (i) that firm may not be able to protect the purchaser's interests; and
  - (ii) the purchaser may have to instruct a separate firm of solicitors.
- (d) In the case of paragraph (c)(ii) above, the total solicitors' fees payable by the purchaser may be higher than the fees that would have been payable if the purchaser had instructed a separate firm of solicitors in the first place.

- (a) 謹此建議買方聘用一間獨立的律師事務所（代表擁有人行事者除外），以在交易中代表買方行事。
- (b) 如買方聘用上述的獨立的律師事務所，以在交易中代表買方行事，該律師事務所將會能夠向買方提供獨立意見。
- (c) 如買方聘用代表擁有人行事的律師事務所同時代表買方行事，而擁有人與買方之間出現利益衝突：
  - (i) 該律師事務所可能不能夠保障買方的利益；及
  - (ii) 買方可能要聘用一間獨立的律師事務所。
- (d) 如屬上述(c)(ii)段的情況，買方須支付的律師費用總數，可能高於如買方自一開始即聘用一間獨立的律師事務所便須支付的費用。

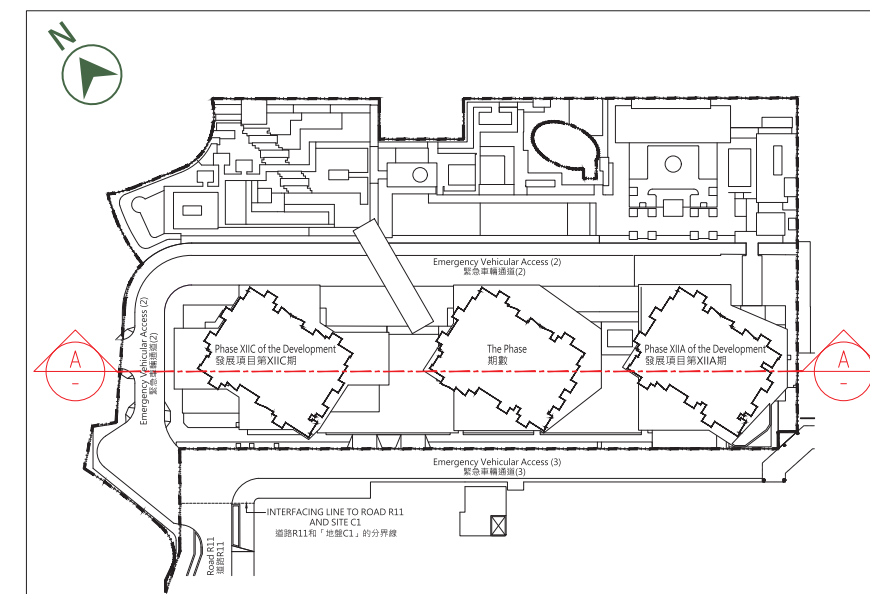
# 19 CROSS-SECTION PLAN OF BUILDING IN THE PHASE

## 期數中的建築物的橫截面圖

Cross-Section Plan A  
橫截面圖 A

Tower 2 (2A & 2B)  
第2座(2A及2B)

Key Plan  
索引圖



Legend 圖例：

- Height in metres above the Hong Kong Principal Datum (HKPD).  
香港主水平基準以上高度(米)。
- Dotted line denotes the level of the lowest residential floor of the building.  
虛線為該建築物最低住宅樓層水平。

- The part of Emergency Vehicular Access (2) adjacent to the Phase XIIC of the Development is 18.50 metres to 18.60 metres above the Hong Kong Principal Datum.

毗連發展項目第XIIC期的一段緊急車輛通道(2)為香港主水平基準以上18.50米至18.60米。

- The part of Emergency Vehicular Access (3) adjacent to the Phase XIIA of the Development is 18.28 metres above the Hong Kong Principal Datum.


毗連發展項目第XIIA期的一段緊急車輛通道(3)為香港主水平基準以上18.28米。

- The part of Covered Walkway (CPW1) adjacent to the Phase is 32.00 metres to 32.55 metres above the Hong Kong Principal Datum.

毗連期數的一段有蓋走道(CPW1)為香港主水平基準以上32.00米至32.55米。

- The part of Covered Walkway adjacent to the Phase is 32.00 metres above the Hong Kong Principal Datum.


毗連期數的一段有蓋走道為香港主水平基準以上32.00米。



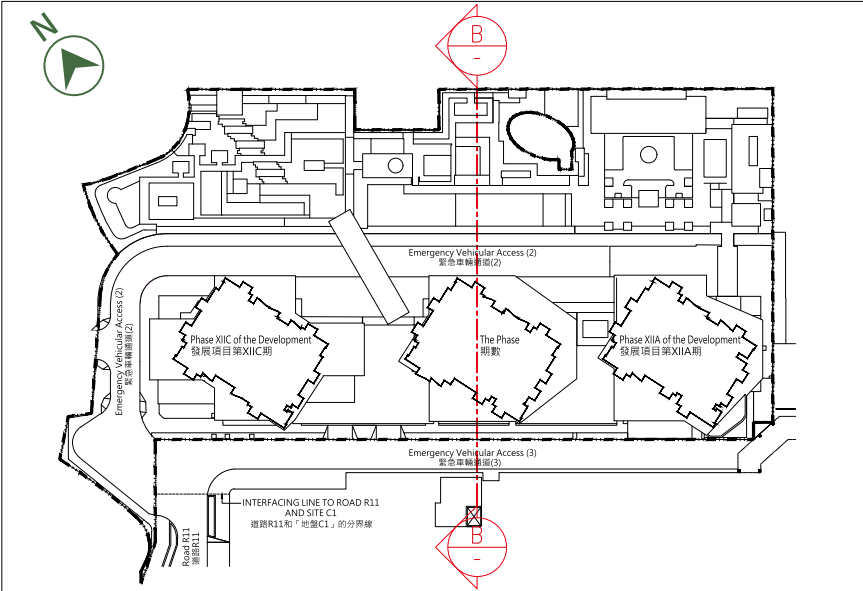
# 19 CROSS-SECTION PLAN OF BUILDING IN THE PHASE

## 期數中的建築物的橫截面圖

Cross-Section Plan B  
橫截面圖 B



Key Plan  
索引圖



Legend 圖例：

- Height in metres above the Hong Kong Principal Datum (HKPD).  
香港主水平基準以上高度(米)。
- Dotted line denotes the level of the lowest residential floor of the building.  
虛線為該建築物最低住宅樓層水平。

- The part of Emergency Vehicular Access (2) adjacent to the Phase is 18.05 metres above the Hong Kong Principal Datum.  
毗連期數的一段緊急車輛通道(2)為香港主水平基準以上18.05米。
- The part of Emergency Vehicular Access (3) adjacent to the Phase is 18.30 metres above the Hong Kong Principal Datum.  
毗連期數的一段緊急車輛通道(3)為香港主水平基準以上18.30米。




# 20 ELEVATION PLAN

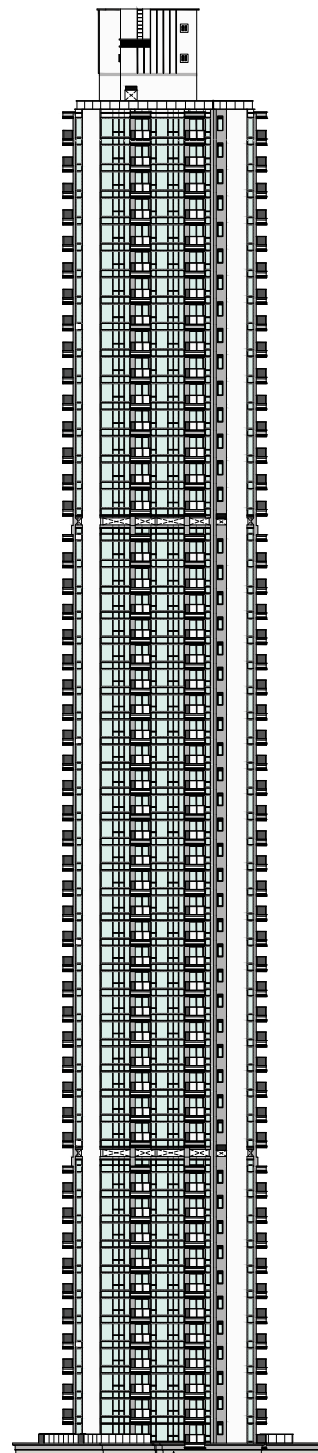
## 立面圖

Tower 2(2A & 2B)  
第2座(2A及2B)

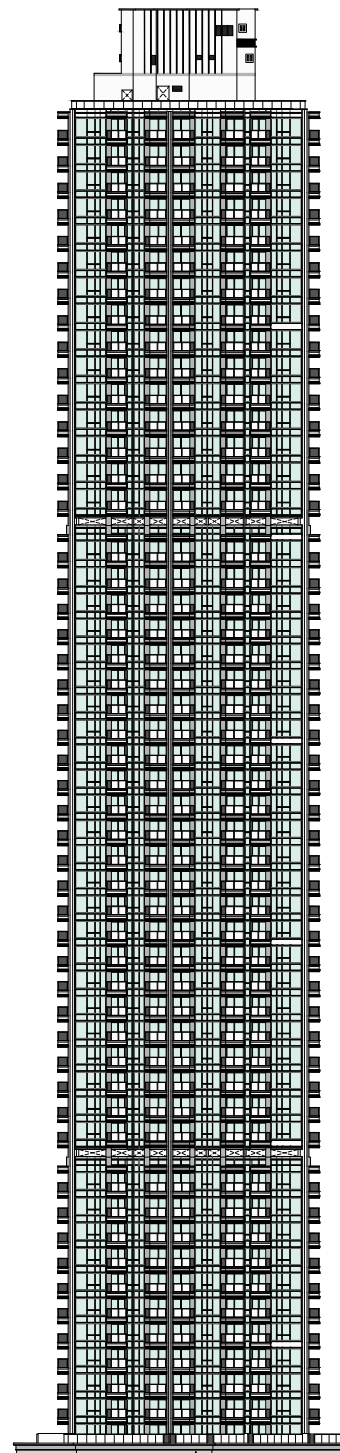
Elevation B1  
立面圖 B1



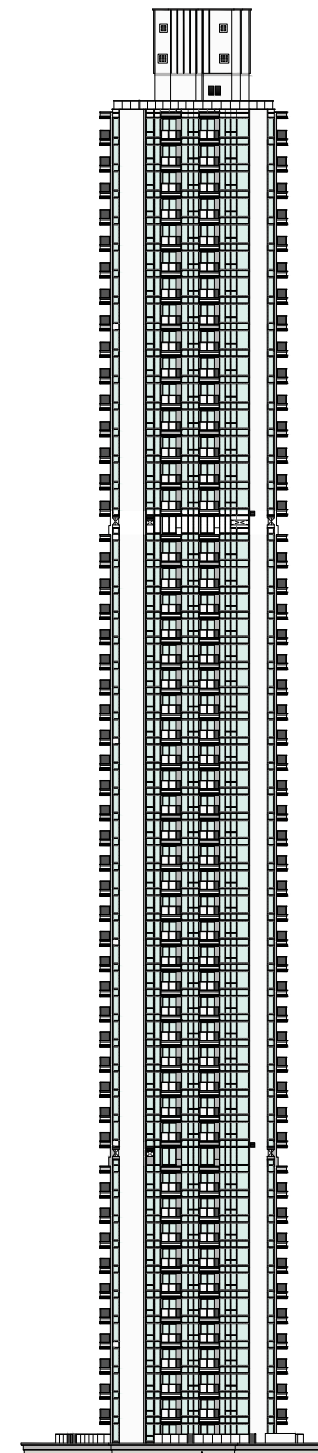
Elevation B2  
立面圖 B2



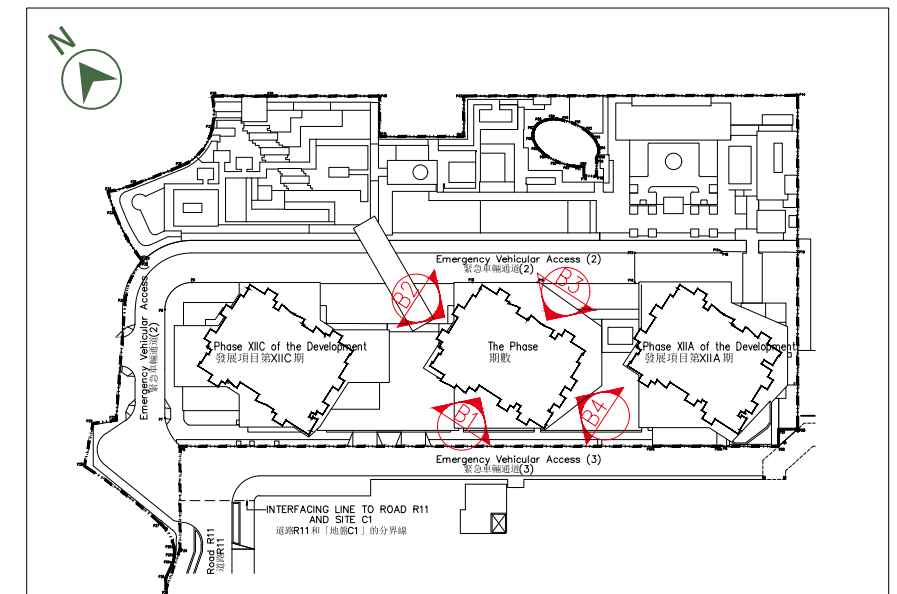
Elevation B3  
立面圖 B3



Elevation B4  
立面圖 B4



Key Plan  
索引圖



Authorized Person for the Phase has certified that the elevations shown on these plans:

期數的認可人士證明本圖所顯示的立面：

- (1) are prepared on the basis of the approved building plans for the Phase as of 19 September 2025; and the approved phasing plans for the Phase as of 2 September 2025; and  
以2025年9月19日的情況為準的期數的經批准的建築圖則及以2025年9月2日的情況為準的期數的經批准的期數圖則為基礎擬備;及
- (2) are in general accordance with the outward appearance of the Phase.  
大致上與期數的外觀一致。

21

INFORMATION ON COMMON FACILITIES IN THE PHASE

期數中的公用設施的資料

Common Facilities 公用設施	Floor 樓層	Covered 有上蓋遮蓋		Uncovered 無上蓋遮蓋		Total 總面積	
		Area (sq.m.) 面積(平方米)	Area (sq.ft.) 面積(平方呎)	Area (sq.m.) 面積(平方米)	Area (sq.ft.) 面積(平方呎)	Area (sq.m.) 面積(平方米)	Area (sq.ft.) 面積(平方呎)
Residents' clubhouse (including any recreational facilities for residents' use) 住客會所 (包括供住客使用的任何康樂設施)		Not Applicable 不適用					
Communal garden or play area for residents' use on the roof, or on any floor between the roof and the lowest residential floor, of a building in the phase (whether known as a communal sky garden or otherwise) 位於期數中的建築物的天台或在天台和最低一層住宅樓層之間的任何一層的、供住客使用的公用花園或遊樂地方 (不論是稱為公用空中花園或有其他名稱)							
Communal garden or play area for residents' use below the lowest residential floor of a building in the phase (whether known as a covered and landscaped play area or otherwise) 位於期數中的建築物的最低一層住宅樓層以下的、供住客使用的公用花園或遊樂地方 (不論是稱為有蓋及園景的遊樂場或有其他名稱)							

# 22 INSPECTION OF PLANS AND DEED OF MUTUAL COVENANT

## 閱覽圖則及公契

1. A copy of the Outline Zoning Plan relating to the Development is available at [www.ozp.tpb.gov.hk](http://www.ozp.tpb.gov.hk).
2. (a) A copy of every deed of mutual covenant in respect of the specified residential properties that has been executed is available for inspection at the place at which the specified residential properties are offered to be sold.  
(b) The inspection is free of charge.

1. 備有關乎發展項目的分區計劃大綱圖的文本供閱覽的互聯網網站的網址為 [www.ozp.tpb.gov.hk](http://www.ozp.tpb.gov.hk)。
2. (a) 指明住宅物業每一已簽立的公契的文本存放在指明住宅物業的售樓處，以供閱覽。  
(b) 無須為閱覽付費。

# 23 FITTINGS, FINISHES AND APPLIANCES

## 裝置、裝修物料及設備

1. Exterior finishes				
Item		Description		
(a)	External wall	Type of finishes	Façade of residential towers finished with ceramic tiles, aluminium cladding, metal grille, external paint and curtain wall. Transfer plate finished with aluminium cladding and stone cladding. Podium finished with artificial granite tile, metal louvers and grille, stone cladding, vertical greenery, glass wall, aluminium cladding and paint.	
(b)	Window	Material of the frame	Aluminium window frames.	
		Material of the glass	Insulated Glass Unit (IGU) of clear glass and light grey low-e coating glass, light grey tinted glass and fritted glass for bathroom (if applicable).	
(c)	Bay window	Material and window sill finishes	Not applicable.	
(d)	Planter	Type of finishes	Not applicable.	
(e)	Verandah or Balcony	Type of finishes	(i) Balcony	
			Wall	Ceiling
			Floor	Balustrade
			Aluminium cladding and ceramic tiles (if applicable).	Aluminium ceiling.  Porcelain tiles.  Clear laminated glass fitted with aluminium frame and aluminium capping. Curb finished with ceramic tiles and aluminium cladding.
			(ii) No verandah.	
		Whether it is covered	Balcony is covered.	
(f)	Drying facilities for clothing	Type and material	Not applicable.	

- There is no designation of 13/F, 14/F, 24/F, 34/F, 44/F, 54/F & 64/F.
- 21/F and 49/F are refuge floors.
- Residential floor starts from 8/F.

1. 外部裝修物料			
細項		描述	
(a)	外牆	裝修物料的類型	住宅大樓外牆鋪砌瓷磚、鋁板、金屬格欄、外牆油漆及幕牆。 轉換層鋪砌鋁板及石蓋板。 平台鋪砌仿花崗岩磚、金屬百葉及格欄、石蓋板、垂直綠化牆、玻璃牆、鋁板及油漆。
(b)	窗	框的用料	鋁質窗框。
		玻璃的用料	雙層中空玻璃 (一面清玻璃及一面淺灰低輻射鍍膜玻璃)、淺灰玻璃及絲印玻璃於浴室 (如適用)。
(c)	窗台	用料及窗台板的裝修物料	不適用。
(d)	花槽	裝修物料的類型	不適用。
(e)	陽台或露台	裝修物料的類型	(i) 露台
			牆壁
			天花
			地板
			圍欄
			鋁板及鋪砌瓷磚(如適用)。
			鋁質天花。
			高溫瓷質磚。
			鋁質框鑲夾層清玻璃及鋁質頂欄。圍邊鋪砌瓷磚及鋁板。
			(ii) 沒有陽台。
		是否有蓋	露台有蓋。
(f)	乾衣設施	類型及用料	不適用。

- 不設13樓、14樓、24樓、34樓、44樓、54樓及64樓。
- 21樓及49樓為庇護層。
- 住宅層由8樓開始。



# 23 FITTINGS, FINISHES AND APPLIANCES

## 裝置、裝修物料及設備

2. Interior finishes						
Item		Description				
(a)	Lobby	Type of finishes	Wall	Floor	Ceiling	
		Tower entrance lobbies at 7/F	Natural stone, metal, wood veneer, special paint and glass.	Natural stone.	Gypsum board false ceiling finished with emulsion paint, aluminium false ceiling finished with special paint and wood veneer finishes.	
		Lift lobbies on residential floors	Porcelain tiles, metal, glass panel and vinyl wall cover.	Porcelain tiles.	Gypsum board false ceiling finished with emulsion paint and special paint.	
		Carpark shuttle lobby	Porcelain tiles, glass panel, wood veneer, special paint and metal.	Natural Stone.	Gypsum board false ceiling finished with emulsion paint.	
(b)	Internal wall and ceiling	Type of finishes	Wall			Ceiling
		Living room, Dining room and Bedroom	Emulsion paint where exposed.			Ceiling finished with emulsion paint where exposed and gypsum board bulkhead finished with emulsion paint.
			Mirror with stainless steel frame will be provided next to the flat main entrance door for below flats:			
			Tower	Floor	Flat	
			2(2A)	8/F to 66/F	A, B & D	
2(2B)	8/F to 66/F	D				
2(2B)	50/F to 66/F	G				
(c)	Internal floor	Material	Floor			Skirting
		Living room, Dining room and Bedroom	Engineered timber flooring. Reconstituted stone border along edge of floor adjoining door to balcony and door to flat roof.			Engineered timber with wood veneer skirting.
(d)	Bathroom	Type of finishes	Wall	Floor	Ceiling	
			Porcelain tiles (except those areas covered by vanity counter and mirror cabinet).	Porcelain tiles.	Aluminium false ceiling.	
		Whether the wall finishes run up to the ceiling	Run up to false ceiling level.			

- There is no designation of 13/F, 14/F, 24/F, 34/F, 44/F, 54/F & 64/F.
- 21/F and 49/F are refuge floors.
- Residential floor starts from 8/F.

2. 室內裝修物料						
細項		描述				
(a)	大堂	裝修物料的類型	牆壁	地板	天花板	
		7樓各住宅大樓入口大堂	天然石材、金屬、木皮飾面、特色漆及玻璃。	天然石材。	髹乳膠漆之石膏板假天花、特色漆之鋁質天花及木皮飾面天花。	
		住宅層升降機大堂	高溫瓷質磚、金屬、玻璃及膠質牆紙。	高溫瓷質磚。	髹乳膠漆及特色漆之石膏板假天花。	
		停車場穿梭大堂	高溫瓷質磚、玻璃、木皮飾面、特色漆及金屬。	天然石材。	髹乳膠漆之石膏板假天花。	
(b)	內牆及天花板	裝修物料的類型	牆壁			天花板
		客廳、飯廳及睡房	外露牆配以乳膠漆			外露天花板髹乳膠漆及石膏板假陣髹乳膠漆。
			以下單位的主入口門旁配不銹鋼框鏡:			
			座	樓層	單位	
2(2A)	8樓至66樓		A、B及D			
(c)	內部地板	用料	地板			牆腳線
		客廳、飯廳及睡房	複合木地板。 沿通往露台門戶及沿通往平台門戶之地台圍邊部份鋪砌人造石材。			木皮飾面複合木牆腳線。
		裝修物料的類型	牆壁	地板	天花板	
			高溫瓷質磚 (面盆櫃背及鏡櫃背除外)。	高溫瓷質磚。	鋁質假天花。	
(d)	浴室	牆壁的裝修物料是否鋪至天花板	鋪至假天花水平。			

- 不設13樓、14樓、24樓、34樓、44樓、54樓及64樓。
- 21樓及49樓為庇護層。
- 住宅層由8樓開始。

# 23 FITTINGS, FINISHES AND APPLIANCES

## 裝置、裝修物料及設備

2. Interior finishes						
Item		Description				
(e)	Kitchen	Type of finishes	Wall	Floor	Ceiling	Cooking bench
			Porcelain tiles, ceramic tiles and glass for the below flats:	Porcelain tiles (except those areas covered by kitchen cabinet) for the below flats:	Aluminium false ceiling for the below flats:	Solid surface material.
			Tower	Floor	Flat	
			2(2A)	8/F to 66/F	B	
			2(2B)	8/F to 66/F	A	
			Wall	Floor	Ceiling	Cooking bench
			Gloss lacquer paint finishes timber panel, ceramic tiles and glass for the below flats:	Reconstituted stone border and engineered timber flooring (except those areas covered by kitchen cabinet) for the below flats:	Gypsum board false ceiling finished with emulsion paint for the below flats:	Solid surface material.
			Tower	Floor	Flat	
			2(2A)	8/F to 48/F	A, C, D, E, F & G	
			2(2A)	50/F to 66/F	A, C, D, E & F	
			2(2B)	8/F to 66/F	B, C, D, E, F & G	
		Whether the wall finishes run up to the ceiling:	Run up to false ceiling level.			

2. 室內裝修物料						
細項		描述				
(e)	廚房	裝修物料的類型	牆壁	地板	天花板	灶台
			高溫瓷質磚、瓷磚及玻璃於以下單位：	高溫瓷質磚於以下單位 (廚櫃之底部範圍除外)：	鋁質假天花於以下單位：	實心面材
			座	樓層	單位	
			2(2A)	8樓至66樓	B	
			2(2B)	8樓至66樓	A	
			牆壁	地板	天花板	灶台
			光油漆木板、瓷磚及玻璃於以下單位：	人造石材圍邊及複合木地板於以下單位 (廚櫃之底部範圍除外)：	石膏板假天花髹乳膠漆於以下單位：	實心面材
			座	樓層	單位	
			2(2A)	8樓至48樓	A、C、D、E、F及G	
			2(2A)	50樓至66樓	A、C、D、E 及F	
			2(2B)	8樓至66樓	B、C、D、E、F及G	
		牆壁的裝修物料是否鋪至天花板	鋪至假天花水平。			

- There is no designation of 13/F, 14/F, 24/F, 34/F, 44/F, 54/F & 64/F.
- 21/F and 49/F are refuge floors.
- Residential floor starts from 8/F.

- 不設13樓、14樓、24樓、34樓、44樓、54樓及64樓。
- 21樓及49樓為庇護層。
- 住宅層由8樓開始。

# 23 FITTINGS, FINISHES AND APPLIANCES

## 裝置、裝修物料及設備

3. Interior fittings					
Item		Description			
(a)	Doors		Material	Finishes	Accessories
		Flat main entrance door	Solid core fire rated timber door.	Wood veneer and metal trim.	Lockset, concealed door closer, door hinges, smoke seal, door stopper, security door chain and eye viewer.
		Sliding door to balcony/ utility platform/ flat roof	Aluminium framed sliding door with light grey tempered glass.	Fluorocarbon coated aluminium frame.	Door handle, lockset and door stopper.
		Bedroom door	Hollow core timber door.	Wood veneer and metal trim.	Door handle, lockset, door hinges and door stopper.
		Study room door	Hollow core timber door.	Wood veneer and metal trim.	Door handle, lockset, door hinges and door stopper.
			For the following units:		
			Tower	Floor	Flat
			2(2B)	8/F to 66/F	A
		Kitchen door (except open kitchen)	Solid core fire rated timber door with fire rated glass.	Wood veneer and metal.	Door handle, concealed door closer, door hinges and door stopper.
		Bathroom with swing door	Hollow core timber door.	Wood veneer (except Flat E of Tower 2(2B) on 8/F to 66/F).	Door handle, lockset, hook, door hinges and door stopper.
				Wood veneer and metal trim (applicable to Flat E of Tower 2(2B) on 8/F to 66/F).	
			Timber louvre is provided for door of the following bathrooms:		
			Tower	Floor	Flat
			2(2A)	8/F to 48/F	A, B, C, D, E, F & G
			2(2A)	50/F to 66/F	A, B, C, D, E & F
			2(2B)	8/F to 66/F	A, B, C, D, F & G

- There is no designation of 13/F, 14/F, 24/F, 34/F, 44/F, 54/F & 64/F.
- 21/F and 49/F are refuge floors.
- Residential floor starts from 8/F.

3. 室內裝置					
細項		描述			
(a)	門		用料	裝修物料	配件
		單位主入口門	實心防火木門。	木皮飾面及金屬飾條。	門鎖、暗藏氣鼓、門鉸、防煙條、門擋防盜鏈及防盜眼。
		露台/工作平台/平台趟門	鋁質框趟門鑲淺灰色強化玻璃。	氟碳塗層鋁框。	門把手、門鎖及門擋。
		睡房門	空心木門。	木皮飾面及金屬飾條。	門把手、門鎖、門鉸及門擋。
		書房門	空心木門。	木皮飾面及金屬飾條。	門把手、門鎖、門鉸及門擋。
		適用於以下單位:			
		座	樓層	單位	
		2(2B)	8樓至 66樓	A	
		廚房門(開放式廚房除外)	實心防火木門及防火玻璃。	木皮飾面及金屬。	門把手、暗藏氣鼓、門鉸及門擋。
		浴室掩門	空心木門。	木皮飾面(第2座(2B)8樓至66樓E單位除外)。  木皮飾面及金屬飾條(適用於第2座(2B)8樓至66樓E單位)。	門把手、門鎖、掛鉤、門鉸及門擋。
		以下浴室門配以木百葉:			
		座	樓層	單位	浴室名稱
		2(2A)	8樓至48樓	A、B、C、D、E、F及G	浴室
		2(2A)	50樓至66樓	A、B、C、D、E及F	浴室
		2(2B)	8樓至66樓	A、B、C、D、F及G	浴室

- 不設13樓、14樓、24樓、34樓、44樓、54樓及64樓。
- 21樓及49樓為庇護層。
- 住宅層由8樓開始。



# 23 FITTINGS, FINISHES AND APPLIANCES

## 裝置、裝修物料及設備

3. Interior fittings								
Item		Description						
(a)	Doors		Material		Finishes		Accessories	
		Bathroom with sliding door	Hollow core timber door.		Wood veneer.		Lockset and sliding track.	
			Timber louvre is provided for door of the following bathrooms:					
			Tower	Floor	Flat	Bathroom name		
		2(2B)	8/F to 66/F	E	Bathroom			
	Swing gate to roof	Galvanized mild steel.		Spray paint finish.		Gate lock, heavy duty gate hinges and cane-bolt with padlock		
(b)	Bathroom	Type of fittings and equipment			Material of fittings and equipment			
		Countertop			Natural stone.			
		Vanity counter			Wooden vanity counter finished with metal and plastic laminate.			
		Mirror cabinet			Wooden mirror cabinet finished with mirror, metal, glass, plastic and plastic laminate.			
		Basin mixer			Chrome plated.			
		Towel bar and toilet paper holder			Stainless steel.			
		Wash basin and water closet			Vitreous china.			
		Type of water supply system			Material of water supply system			
		Cold and hot water supply system			Copper pipes.			
		Flushing water supply system			UPVC pipes.			
		Type of bathing facilities (including shower or bath tub (if applicable))			Material of bathing facilities			
		Bath tub			Not provided.			
		Shower compartment with shower set for bathroom			Clear tempered glass shower compartment with chrome plated shower mixer and shower set.			

- There is no designation of 13/F, 14/F, 24/F, 34/F, 44/F, 54/F & 64/F.
- 21/F and 49/F are refuge floors.
- Residential floor starts from 8/F.

3. 室內裝置								
細項		描述						
(a)	門		用料		裝修物料		配件	
		浴室趟門	空心木門。		木皮飾面。		門鎖及趟軌。	
			以下浴室木門配以木百葉:					
			座	樓層	單位		浴室名稱	
		2(2B)	8樓至66樓	E		浴室		
		天台掩閘	鍍鋅低碳鋼。		噴漆飾面。		鐵閘鎖、重型鐵閘鉸、帶掛鎖的螺栓門鎖。	
(b)	浴室	裝置及設備的類型			裝置及設備的用料			
		櫃台面			天然石材。			
		面盆櫃			木製面盆櫃配以金屬及膠板。			
		鏡櫃			木製鏡櫃配以鏡、金屬、玻璃、膠板及膠板飾面。			
		洗手盆水龍頭			鍍鉻。			
		毛巾架及廁紙架			不銹鋼。			
		洗手盆及坐廁			陶瓷。			
		供水系統的類型			供水系統的用料			
		冷熱水供應系統			銅喉管。			
		沖水供應系統			膠喉管。			
		沐浴設施的類型 (包括花灑或浴缸 (如適用))			沐浴設施的用料			
		浴缸			不提供。			
		淋浴間配以浴室用花灑套裝			強化清玻璃淋浴間配有鍍鉻淋浴龍頭及花灑套裝。			

- 不設13樓、14樓、24樓、34樓、44樓、54樓及64樓。
- 21樓及49樓為庇護層。
- 住宅層由8樓開始。

# 23 FITTINGS, FINISHES AND APPLIANCES

## 裝置、裝修物料及設備

3. Interior fittings											
Item		Description									
(c)	Kitchen	Material of sink unit	Stainless steel.								
		Material of water supply system	Copper pipes.								
		Material and finishes of kitchen cabinet	Wooden kitchen cabinet finished with plastic laminate and gloss lacquer paint finishes.								
		Type of all other fittings and equipment	Smoke detector and sprinkler head installed in all flats except the following flats: <table><tr><td>Tower</td><td>Floor</td><td>Flat</td></tr><tr><td>2(2A)</td><td>8/F to 66/F</td><td>B</td></tr><tr><td>2(2B)</td><td>8/F to 66/F</td><td>A</td></tr></table>		Tower	Floor	Flat	2(2A)	8/F to 66/F	B	2(2B)
Tower	Floor	Flat									
2(2A)	8/F to 66/F	B									
2(2B)	8/F to 66/F	A									
(d)	Bedroom	Type and material of fittings (including built-in wardrobe)	Not applicable.								
(e)	Telephone	Location and number of connection points	Please refer to the “Schedule of Mechanical and Electrical Provisions of Residential Units”.								
(f)	Aerials	Location and number of connection points	Please refer to the “Schedule of Mechanical and Electrical Provisions of Residential Units”.								
(g)	Electrical installations	Electrical fittings (including safety devices)	Please refer to the “Schedule of Mechanical and Electrical Provisions of Residential Units”. Miniature Circuit Breaker (MCB) board completed with residual current protection is provided for all flats.								
		Whether conduits are concealed or exposed	Conduits are concealed in part and exposed in part. Other than those parts of the conduits concealed within concrete, the rest of them are exposed. Exposed conduits may be covered or hidden by false ceiling, bulkheads, cabinets, cladding, non-concrete partition walls, designated pipe duct or other materials.								
		Location and number of power points and air-conditioner points	Please refer to the “Schedule of Mechanical and Electrical Provisions of Residential Units”.								

- There is no designation of 13/F, 14/F, 24/F, 34/F, 44/F, 54/F & 64/F.
- 21/F and 49/F are refuge floors.
- Residential floor starts from 8/F.

3. 室內裝置											
細項		描述									
(c)	廚房	洗滌盆的用料	不銹鋼。								
		供水系統的用料	銅喉管。								
		廚櫃的用料及裝修物料	木製廚櫃配以膠板及光油漆。								
		所有其他裝置及設備的類型	所有單位均設消防花灑頭及煙霧偵測器，以下單位除外： <table><tr><td>座</td><td>樓層</td><td>單位</td></tr><tr><td>2(2A)</td><td>8樓至66樓</td><td>B</td></tr><tr><td>2(2B)</td><td>8樓至66樓</td><td>A</td></tr></table>		座	樓層	單位	2(2A)	8樓至66樓	B	2(2B)
座	樓層	單位									
2(2A)	8樓至66樓	B									
2(2B)	8樓至66樓	A									
(d)	睡房	裝置(包括嵌入式衣櫃)的類型及用料	不適用。								
(e)	電話	接駁點的位置及數目	請參閱“住宅單位機電裝置數量說明表”。								
(f)	天線	接駁點的位置及數目	請參閱“住宅單位機電裝置數量說明表”。								
(g)	電力裝置	供電附件(包括安全裝置)	請參閱“住宅單位機電裝置數量說明表”。 所有單位均裝有總電掣箱及包括漏電保護。								
		導管是隱藏或外露	導管部份隱藏及部份外露。 除部份隱藏於混凝土內之導管外，其他部份的導管均為外露。 外露的導管可能被假天花、假陣、貯存櫃、覆面、非混凝土間牆，指定之槽位或其他物料遮蓋或掩藏。								
		電插座及空調機接駁點的位置及數目	請參考“住宅單位機電裝置數量說明表”。								

- 不設13樓、14樓、24樓、34樓、44樓、54樓及64樓。
- 21樓及49樓為庇護層。
- 住宅層由8樓開始。

# 23 FITTINGS, FINISHES AND APPLIANCES

## 裝置、裝修物料及設備

3. Interior fittings			
Item		Description	
(h)	Gas Supply	Type, system and location	Town gas with separate gas meter, gas supply pipes and gas connection point are provided in all units and connected to gas water heater. For location of gas hob and gas water heater, please refer to the "Appliances Schedule".
(i)	Washing Machine Connection Point	Location and design	Water inlet connection point of a design of 15mm in diameter and water outlet connection point of a design of 40mm in diameter are provided for washing machine. For locations, please refer to the "Schedule of Mechanical and Electrical Provisions of Residential units".
(j)	Water Supply	Material of water pipes	Copper pipes for cold and hot water supply system. UPVC pipes for flushing water supply system.
		Whether water pipes are concealed or exposed	Water pipes are concealed in part and exposed in part. Exposed water pipes are covered by false ceiling, cabinet and bulkhead.
		Whether hot water is available	Hot water is available.

3. 室內裝置			
細項		描述	
(h)	氣體供應	類型、系統及位置	所有單位均設煤氣供應配獨立煤氣錶、煤氣喉及煤氣接駁點及接駁至煤氣熱水爐。 煤氣煮食爐及煤氣熱水爐位置請參考“設備說明表”。
(i)	洗衣機接駁點	位置及設計	設有洗衣機來水接駁喉位（其設計為直徑15毫米）及去水接駁喉位（其設計為直徑40毫米）。 有關接駁點的位置，請參考“住宅單位機電裝置數量說明表”。
(j)	供水	水管的用料	冷熱水供水系統採用銅喉管。 沖水供水系統採用膠喉管。
		水管是隱藏或外露	部份水管是隱藏及部份水管是外露；外露水管被假天花、櫃及假陣掩蓋。
		有否熱水供應	有熱水供應。

- There is no designation of 13/F, 14/F, 24/F, 34/F, 44/F, 54/F & 64/F.
- 21/F and 49/F are refuge floors.
- Residential floor starts from 8/F.

- 不設13樓、14樓、24樓、34樓、44樓、54樓及64樓。
- 21樓及49樓為庇護層。
- 住宅層由8樓開始。

# 23 FITTINGS, FINISHES AND APPLIANCES

## 裝置、裝修物料及設備

4. Miscellaneous					
Item		Description			
(a)	Lifts	Brand name and model number	Number and floors served by them:		
		Schindler S7000	6 numbers of lifts are provided for residential towers:		
			Tower	Lift no.	No. of floors served
			2(2A)	L7, L9	7/F to 12/F, 15/F to 20/F, 22/F to 23/F, 25/F to 33/F, 35/F to 43/F, 45/F to 48/F, 50/F to 53/F, 55/F to 63/F, 65/F to 66/F
			2(2A)	L8	3/F, 5/F to 12/F, 15/F to 20/F, 21/F*, 22/F to 23/F, 25/F to 33/F, 35/F to 43/F, 45/F to 48/F, 49/F*, 50/F to 53/F, 55/F to 63/F, 65/F to 66/F and Roof
			2(2B)	L10, L11, L12	7/F to 12/F, 15/F to 20/F, 22/F to 23/F, 25/F to 33/F, 35/F to 43/F, 45/F to 48/F, 50/F to 53/F, 55/F to 63/F, 65/F to 66/F
		* Lift door operates only upon activation of corresponding fireman’s switch.			
		Schindler 5500MRL	5 numbers of lifts are provided for podium and carpark:		
			Lift no.	No. of floors served	
			L19	3/F, 5/F-7/F	
L20	3/F, 5/F-7/F				
L21	3/F, 5/F-7/F				
L22	3/F and 7/F				
L23		3/F, 5/F and 6/F			
(b)	Letter box	Material	Stainless steel.		
(c)	Refuse collection	Means of refuse collection	Refuse will be collected by cleaner.		
		Location of refuse room	Refuse storage and material recovery room is located at each residential floor. Refuse storage and material recovery chamber is located at 3/F.		

In relation to item 4(a) and 6 in the Phase specified in the above table, the vendor undertakes that if lifts or appliances of the specified brand name or model number are not installed in the Phase, lifts or appliances of comparable quality will be installed.

- There is no designation of 13/F, 14/F, 24/F, 34/F, 44/F, 54/F & 64/F.
- 21/F and 49/F are refuge floors.
- Residential floor starts from 8/F.

4. 雜項					
細項		描述			
(a)	升降機	品牌名稱及產品型號	升降機的數目及到達的樓層：		
		迅達 S7000	住宅大樓設有6部升降機：		
			座	升降機號碼	到達的樓層
			2(2A)	L7、L9	7樓至12樓、15樓至20樓、22樓至23樓、25樓至33樓、35樓至43樓、45樓至48樓、50樓至53樓、55樓至63樓、65樓至66樓
			2(2A)	L8	3樓、5樓至12樓、15樓至20樓、21樓*、22樓至23樓、25樓至33樓、35樓至43樓、45樓至48樓、49樓*、50樓至53樓、55樓至63樓、65樓至66樓及天台
			2(2B)	L10、L11、L12	7樓至12樓、15樓至20樓、22樓至23樓、25樓至33樓、35樓至43樓、45樓至48樓、50樓至53樓、55樓至63樓、65樓至66樓
		*升降機門只有在啓動相關消防員開關掣時才運行。			
		迅達 5500MRL	平台及停車場設有5部升降機：		
			升降機號碼		到達的樓層
			L19		3樓、5樓至7樓
L20			3樓、5樓至7樓		
L21			3樓、5樓至7樓		
L22			3樓及7樓		
L23		3樓、5樓及6樓			
(b)	信箱	用料	不銹鋼。		
(c)	垃圾收集	垃圾收集的方法	由清潔工人收集垃圾。		
		垃圾房的位置	垃圾及物料回收室位於每層住宅樓層。 垃圾及物料回收房設於3樓。		

有關於期數在上述列表所指明之第4(a)及第6細項，賣方承諾如期數中沒有安裝指明的品牌名稱或產品型號的升降機或設備，便會安裝品質相若的升降機或設備。

- 不設13樓、14樓、24樓、34樓、44樓、54樓及64樓。
- 21樓及49樓為庇護層。
- 住宅層由8樓開始。



# 23 FITTINGS, FINISHES AND APPLIANCES

## 裝置、裝修物料及設備

4. Miscellaneous					
Item		Description			
(d)	Water meter, electricity meter and gas meter		Location		Whether they are separate or communal meters for residential properties:
		Water meter	In water meter cabinet on each residential floor.		Separate meter.
		Electricity meter	In electrical meter room on each residential floor.		Separate meter.
		Gas meter	Gas meter is provided above false ceiling of flat roof on 8/F for the following flats:		Separate meter.

5. Security facilities	
Security system and equipment (including details of built-in provisions and their locations)	The tower entrance lobbies, shuttle lift lobbies, lifts, clubhouse and common areas are installed with CCTV system. Color video door phone is installed in each residential unit and linked to the panel at the concierge at main lobby. Visitor panel with built-in CCTV camera, intercom, Octopus Card Reader, Caretaker Push Button, Bluetooth & QR Code Reader and Control Unit for residents' access is provided at the tower entrance lobby on 3/F, 5/F, 6/F & 7/F. Vehicular control system is installed at the carparking entrance on 3/F. Panic alarm push button is provided at color video door phone of each unit and is linked to Security Control Room on 7/F.

6. Appliances
For brand name and model number, please refer to the "Appliances Schedule".

In relation to item 4(a) and 6 in the Phase specified in the above table, the vendor undertakes that if lifts or appliances of the specified brand name or model number are not installed in the Phase, lifts or appliances of comparable quality will be installed.

- There is no designation of 13/F, 14/F, 24/F, 34/F, 44/F, 54/F & 64/F.
- 21/F and 49/F are refuge floors.
- Residential floor starts from 8/F.

4. 雜項											
細項		描述									
(d)	水錶、電錶及氣體錶		位置	就住宅單位而言是獨立抑或公用的錶							
		水錶	每層住宅樓層之水錶櫃。	獨立錶。							
		電錶	每層住宅樓層之電錶房。	獨立錶。							
		氣體錶	<div>以下單位氣體錶安裝於8樓平台的假天花以上:</div> <table><tr><th>座</th><th>樓層</th><th>單位</th></tr><tr><td>2(2A)</td><td>8樓</td><td>C、D、E、F及G</td></tr><tr><td>2(2B)</td><td>8樓</td><td>A、B、C、D、E、F及G</td></tr></table> <div>其餘所有單位的氣體錶安裝於露台假天花以上。</div>	座	樓層	單位	2(2A)	8樓	C、D、E、F及G	2(2B)	8樓
座	樓層	單位									
2(2A)	8樓	C、D、E、F及G									
2(2B)	8樓	A、B、C、D、E、F及G									

5. 保安設施	
保安系統及設備(包括嵌入式的裝備的細節及其位置)	住宅大樓入口大堂、穿梭升降機大堂、升降機、會所及公用位置均設有閉路電視系統。各住宅單位設有彩色視像對講機，連接大堂禮賓部之視像對講系統。3樓、5樓、6樓及7樓住宅大樓入口大堂均裝置有閉路電視攝像頭、對講機、智能卡讀卡器、管理員按鈕、藍牙及二維碼讀卡器的訪客對講系統及住戶進出管理系統。於3樓停車場出入口均設有汽車控制系統。各單位的彩色視像對講機備有防盜警鐘按鈕，連接7樓保安控制室。

6. 設備
有關品牌名稱及產品型號，請參閱“設備說明表”。

有關於期數在上述列表所指明之第4(a)及第6細項，賣方承諾如期數中沒有安裝指明的品牌名稱或產品型號的升降機或設備，便會安裝品質相若的升降機或設備。

- 不設13樓、14樓、24樓、34樓、44樓、54樓及64樓。
- 21樓及49樓為庇護層。
- 住宅層由8樓開始。

23

FITTINGS, FINISHES AND APPLIANCES

裝置、裝修物料及設備

Appliances Schedule 設備說明表

Location 位置	Appliance 設備	Brand 品牌	Model No. 型號	Tower 2 (2A) 第2座(2A)																Tower 2 (2B) 第2座(2B)																									
				8/F 8樓							9/F-20/F, 22/F-48/F 9樓至20樓、 22樓至48樓							50/F-66/F 50樓至66樓							8/F 8樓							9/F-20/F, 22/F-48/F 9樓至20樓、 22樓至48樓							50/F-66/F 50樓至66樓						
				A	B	C	D	E	F	G	A	B	C	D	E	F	G	A	B	C	D	E	F	A	B	C	D	E	F	G	A	B	C	D	E	F	G	A	B	C	D	E	F	G	
Air Conditioner Platform 冷氣機平台	VRF Type Air Conditioner (Outdoor Unit) 變流量多聯冷氣機 (室外機)	Panasonic 樂聲牌	U-4LE2H4	-	-	-	-	-	-		-	-	-	v	v	v	-	-	-	-	v	-	-	-	-	-	-	-	-	v	-	-	-	v	v	v	-	v	-	-	v	v	-		
			U-5LE2H4	v	v	-	-	-	-	v	v	v	v	-	-	-	v	v	v	v	-	v	-	-	-	-	-	-	-	-	-	v	v	-	-	-	-	-	-	v	v	-	-	v	
			U-6LE2H4	-	-	-	-	-	-	-	-	-	-	-	-	-	-	-	-	-	-	-	-	-	-	-	-	-	-	v	-	-	-	-	-	-	v	-	-	-	-	-	-		
Flat Roof 平台	VRF Type Air Conditioner (Outdoor Unit) 變流量多聯冷氣機 (室外機)	Panasonic 樂聲牌	U-4LE2H4	-	-	-	-	v	v	v	-	-	-	-	-	-	-	-	-	-	-	-	v	-	-	-	v	v	v	-	-	-	-	-	-	-	-	-	-	-	-	-	-		
			U-5LE2H4	-	-	v	v	-	-	-	-	-	-	-	-	-	-	-	-	-	-	-	-	-	v	v	-	-	-	-	-	-	-	-	-	-	-	-	-	-	-	-			
			U-6LE2H4	-	-	-	-	-	-	-	-	-	-	-	-	-	-	-	-	-	-	-	v	-	-	-	-	-	-	-	-	-	-	-	-	-	-	-	-	-	-	-			
	Gas Water Heater 煤氣熱水爐	TGC	RBOX16QR / RBOX16QL	-	-	v	v	v	v	v	-	-	-	-	-	-	-	-	-	-	-	v	v	v	v	v	v	v	-	-	-	-	-	-	-	-	-	-	-	-	-	-	-		
Balcony 露台	Gas Water Heater 煤氣熱水爐	TGC	RBOX16QR / RBOX16QL	v	v	-	-	-	-	v	v	v	v	v	v	v	v	v	v	v	v	-	-	-	-	-	-	-	v	v	v	v	v	v	v	v	v	v	v	v	v	v	v	v	
Master Bedroom 主人睡房	VRF Type Air Conditioner (Indoor Unit) 變流量多聯冷氣機 (室內機)	Panasonic 樂聲牌	S-36MK2E5A	v	v	v	v	v	v	v	v	v	v	v	v	v	v	v	v	v	v	v	v	v	v	v	v	v	v	v	v	v	v	v	v	v	v	v	v	v	v	v	v	v	
Bedroom 1 睡房1	VRF Type Air Conditioner (Indoor Unit) 變流量多聯冷氣機 (室內機)	Panasonic 樂聲牌	S-28MK2E5A	v	v	v	v	-	-	-	v	v	v	v	-	-	-	v	v	v	v	-	v	v	-	v	v	-	-	-	v	-	v	v	-	-	-	v	-	v	v	-	-	v	
Study Room 書房	VRF Type Air Conditioner (Indoor Unit) 變流量多聯冷氣機 (室內機)	Panasonic 樂聲牌	S-28MK2E5A	-	-	-	-	-	-	-	-	-	-	-	-	-	-	-	-	-	-	v	-	-	-	-	-	-	v	-	-	-	-	-	-	v	-	-	-	-	-	-	-	-	
Living Room / Dining Room 客廳/飯廳	VRF Type Air Conditioner (Indoor Unit) 變流量多聯冷氣機 (室內機)	Panasonic 樂聲牌	S-73MK2E5A	v	v	v	v	v	v	v	v	v	v	v	v	v	v	v	v	v	v	v	v	v	v	v	v	v	v	v	v	v	v	v	v	v	v	v	v	v	v	v	v	v	v
	Video Door Phone 視像對講機	Urmet	SIGNO	v	v	v	v	v	v	v	v	v	v	v	v	v	v	v	v	v	v	v	v	v	v	v	v	v	v	v	v	v	v	v	v	v	v	v	v	v	v	v	v	v	
	Refrigerator 雪櫃	Siemens 西門子	KI86NAF31K	v	-	v	v	v	v	v	v	-	v	v	v	v	v	v	-	v	v	v	v	-	v	v	v	v	v	-	v	v	v	v	v	v	-	v	v	v	v	v	v	v	v

The vendor undertakes that if lifts or appliances of the specified brand name or model number are not installed in the Phase, lifts or appliances of comparable quality will be installed.

Notes :

1. 13/F, 14/F, 24/F, 34/F, 44/F, 54/F and 64/F are omitted. 21/F and 49/F are refuge floors.
2. "v" means such appliance(s) is/are provided and/or installed in the residential unit, "-" means such appliance(s) is/are not provided and/or installed in the residential unit.

賣方承諾如期數中沒有安裝指明的品牌名稱或產品型號的升降機或設備，便會安裝品質相若的升降機或設備。

備註：

1. 不設13樓、14樓、24樓、34樓、44樓、54樓及64樓。21樓及49樓為庇護層。
2. “v”表示此設備於該住宅單位內提供及/或安裝，“-”表示此設備於該住宅單位內沒有提供及/或安裝。

23

FITTINGS, FINISHES AND APPLIANCES

裝置、裝修物料及設備

Appliances Schedule 設備說明表

Location 位置	Appliance 設備	Brand 品牌	Model No. 型號	Tower 2 (2A) 第2座(2A)																		Tower 2 (2B) 第2座(2B)																											
				8/F 8樓								9/F-20/F, 22/F-48/F 9樓至20樓、 22樓至48樓								50/F-66/F 50樓至66樓						8/F 8樓								9/F-20/F, 22/F-48/F 9樓至20樓、 22樓至48樓								50/F-66/F 50樓至66樓							
				A	B	C	D	E	F	G	A	B	C	D	E	F	G	A	B	C	D	E	F	A	B	C	D	E	F	G	A	B	C	D	E	F	G	A	B	C	D	E	F	G					
Open Kitchen / Kitchen 開放式廚房 / 廚房	Cooker Hood 抽油煙機	Siemens 西門子	LI67SA531B	v	v	v	v	v	v	v	v	v	v	v	v	v	v	v	v	v	v	v	v	v	v	v	v	v	v	v	v	v	v	v	v	v	v	v	v	v	v	v	v	v	v	v	v	v	
	Gas Hob (Wok Burner) 煤氣煮食爐 (炒鑊用)	Siemens 西門子	ER3A6AB70X	v	v	v	v	-	-	-	v	v	v	v	-	-	-	v	v	v	v	-	v	v	-	v	v	-	-	-	v	-	v	v	-	-	-	v	-	v	v	-	-	v					
	Gas Hob (2-Burners) 煤氣煮食爐 (雙爐頭)	Siemens 西門子	ER3A6BB70X	-	v	-	-	-	-	-	v	-	-	-	-	-	-	v	-	-	-	-	v	-	-	-	-	-	v	-	-	-	-	-	-	v	-	-	-	-	-	-	-	-	-	-			
	Induction Hob (2-Zone) 電磁煮食爐 (雙爐頭)	Siemens 西門子	EH375FBB1E	v	-	v	v	-	-	-	v	-	v	v	-	-	-	v	-	v	v	-	v	-	-	v	v	-	-	-	-	-	-	-	-	v	v	-	-	-	-	-	v	-	v	-	v		
	Induction Hob (3-Zone) 電磁煮食爐 (三爐頭)	Siemens 西門子	EH675LDC2E	-	-	-	-	v	v	v	-	-	-	-	v	v	v	-	-	-	-	v	-	-	v	-	-	v	v	v	-	v	-	-	v	v	v	-	v	-	-	v	v	-					
	Microwave Oven with Grill 微波燒烤爐	Siemens 西門子	BE732L1B1B / BE732R1B1B	-	-	-	-	v	v	v	-	-	-	-	v	v	v	-	-	-	-	v	-	-	v	-	-	v	v	v	-	v	-	-	v	v	v	-	v	-	-	v	v	-					
	7 in 1 Steam Oven with Microwave 7 合 1 微波燒烤蒸焗爐	Siemens 西門子	CP565AGS0B	v	v	v	v	-	-	-	v	v	v	v	-	-	-	v	v	v	v	-	v	v	-	v	v	-	-	-	v	-	v	v	-	-	-	v	-	v	v	-	-	v	-	v			
	Refrigerator 雪櫃	Siemens 西門子	KI86NAF31K	-	v	-	-	-	-	-	-	v	-	-	-	-	-	-	v	-	-	-	-	v	-	-	-	-	-	-	v	-	-	-	-	-	-	v	-	-	-	-	-	-	-				
	2 in 1 Washer & Dryer 2 合1 洗衣乾衣機	Siemens 西門子	WK14D321HK	v	v	v	v	v	v	v	v	v	v	v	v	v	v	v	v	v	v	v	v	v	v	v	v	v	v	v	v	v	v	v	v	v	v	v	v	v	v	v	v	v	v				
Ventilation fan 抽氣扇	Panasonic 樂聲牌	FV-18NS3H	v	v	v	v	v	v	v	v	v	v	v	v	v	v	v	v	v	v	v	v	v	v	v	v	v	v	v	v	v	v	v	v	v	v	v	v	v	v	v	v	v	v					
Bathroom 浴室	Thermo Ventilator 浴室寶	Panasonic 樂聲牌	FV-40BE3H	v	v	v	v	v	v	v	v	v	v	v	v	v	v	v	v	v	v	v	v	v	v	v	v	v	v	v	v	v	v	v	v	v	v	v	v	v	v	v	v	v	v				
	Ventilation Fan 抽氣扇	Panasonic 樂聲牌	FV-18NS3H	v	v	v	v	v	v	v	v	v	v	v	v	v	v	v	v	v	v	v	v	v	v	v	v	v	v	v	v	v	v	v	v	v	v	v	v	v	v	v	v	v	v				

The vendor undertakes that if lifts or appliances of the specified brand name or model number are not installed in the Phase, lifts or appliances of comparable quality will be installed.

Notes :

1. 13/F, 14/F, 24/F, 34/F, 44/F, 54/F and 64/F are omitted. 21/F and 49/F are refuge floors.
2. "v" means such appliance(s) is/are provided and/or installed in the residential unit, "-" means such appliance(s) is/are not provided and/or installed in the residential unit.

賣方承諾如期數中沒有安裝指明的品牌名稱或產品型號的升降機或設備，便會安裝品質相若的升降機或設備。

備註：

1. 不設13樓、14樓、24樓、34樓、44樓、54樓及64樓。21樓及49樓為庇護層。
2. “v”表示此設備於該住宅單位內提供及/或安裝，“-”表示此設備於該住宅單位內沒有提供及/或安裝。



Schedule of Mechanical & Electrical Provisions of Residential Units

住宅單位機電裝置數量說明表

Location 位置	Description 描述		Tower 2 (2A) 第2座(2A)																Tower 2 (2B) 第2座(2B)																														
			8/F 8樓				9/F-20/F, 22/F-48/F 9樓至20樓、 22樓至48樓				50/F-65/F 50樓至65樓				66/F 66樓				8/F 8樓				9/F-20/F, 22/F-48/F 9樓至20樓、 22樓至48樓				50/F-65/F 50樓至65樓				66/F 66樓																		
	Exposed Type Provision 外露型裝置		Non-exposed Type Provision 非外露型裝置		A	B	C	D	E	F	G	A	B	C	D	E	F	G	A	B	C	D	E	F	A	B	C	D	E	F	G	A	B	C	D	E	F	G	A	B	C	D	E	F	G				
Main Entrance 大門入口	Door Bell Push Button 門鈴按鈕		1	1	1	1	1	1	1	1	1	1	1	1	1	1	1	1	1	1	1	1	1	1	1	1	1	1	1	1	1	1	1	1	1	1	1	1	1	1	1	1	1	1	1	1	1	1	1
Living Room / Dining Room 客廳 / 飯廳	Switch for Indoor A/C Unit 室內冷氣機開關 掣		1	1	1	1	1	1	1	1	1	1	1	1	1	1	1	1	1	1	1	1	1	1	1	1	1	1	1	1	1	1	1	1	1	1	1	1	1	1	1	1	1	1	1	1	1	1	
		Fused spur unit for UV Sterilization Light 紫外線殺菌燈接 線位連保險絲	-	-	1	-	1	1	1	-	-	1	-	1	1	1	-	-	1	-	1	-	-	-	1	-	-	1	-	-	-	1	-	-	-	1	-	-	-	1	-	-	1	-	-	1	-		
		13A Single Socket Outlet 13A單位電插座	-	-	-	-	1	1	1	-	-	-	-	1	1	1	-	-	-	-	1	-	-	-	-	1	-	-	-	-	1	-	-	-	-	-	1	-	-	-	-	1	-	-	-	1	-		
	13A Single Socket Outlet with USB 13A單位電插座 連USB插座		-	-	-	-	1	1	1	-	-	-	-	1	1	1	-	-	-	-	1	-	-	-	-	1	-	-	-	-	1	-	-	-	-	-	1	-	-	-	-	1	-	-	-	1	-		
	13A Twin Socket Outlet 13A雙位電插座		3	4	3	3	3	3	3	3	4	3	3	3	3	3	3	4	3	3	3	3	3	4	3	3	3	3	3	3	4	3	3	3	3	3	4	3	3	3	3	3	4	3	3	3	3	3	
		13A Twin Socket Outlet 13A雙位電插座	-	-	1	-	-	-	-	-	1	-	-	-	-	-	-	1	-	-	-	-	-	1	-	-	-	-	-	-	-	-	1	-	-	-	-	-	1	-	-	-	-	-	-	1	-	-	-
	TV/FM Outlet 電視及電台插座		2	2	2	2	2	2	2	2	2	2	2	2	2	2	2	2	2	2	2	2	2	2	2	2	2	2	2	2	2	2	2	2	2	2	2	2	2	2	2	2	2	2	2	2	2	2	
	Telephone Outlet 電話插座		2	2	2	2	2	2	2	2	2	2	2	2	2	2	2	2	2	2	2	2	2	2	2	2	2	2	2	2	2	2	2	2	2	2	2	2	2	2	2	2	2	2	2	2	2	2	2

Notes :

1. "1, 2, ....."denotes the quantity of such provision(s) provided in the residential unit. "-" means such provision(s) is/are not provided and/or installed in the residential unit.
2. The quantity of the lighting switch shown in the schedule denotes the quantity of switch faceplate.
3. 13/F, 14/F, 24/F, 34/F, 44/F, 54/F and 64/F are omitted. 21/F and 49/F are refuge floors.

備註：

1. “1, 2, .....” 表示提供於該住宅單位內的裝置數量。 “-” 表示此裝置於該住宅單位內沒有提供及/或安裝。
2. 說明表所顯示的燈掣數量是表示燈掣面板的數量。
3. 不設13樓、14樓、24樓、34樓、44樓、54樓及64樓。21樓及49樓為庇護層。

Schedule of Mechanical & Electrical Provisions of Residential Units

住宅單位機電裝置數量說明表

Location 位置	Description 描述		Tower 2 (2A) 第2座(2A)																								Tower 2 (2B) 第2座(2B)																																					
			8/F 8樓								9/F-20/F, 22/F-48/F 9樓至20樓、 22樓至48樓								50/F-65/F 50樓至65樓								66/F 66樓								8/F 8樓								9/F-20/F, 22/F-48/F 9樓至20樓、 22樓至48樓								50/F-65/F 50樓至65樓								66/F 66樓					
	Exposed Type Provision 外露型裝置				Non-exposed Type Provision 非外露型裝置				A	B	C	D	E	F	G	A	B	C	D	E	F	G	A	B	C	D	E	F	A	B	C	D	E	F	G	A	B	C	D	E	F	G	A	B	C	D	E	F	G															
Living Room / Dining Room 客廳 / 飯廳	Switch for Bathroom Exhaust Fan & Thermo Ventilator 浴室抽氣扇及浴室寶開關掣		1	1	1	1	-	-	-	1	1	1	1	-	-	-	1	1	1	1	-	1	1	1	1	-	1	1	1	1	-	1	1	-	1	1	-	1	1	-	1	1	-	1	1	-	1	1	-	1	1	-	1											
	Switch for Kitchen Exhaust Fan & Gas Water Heater 廚房抽氣扇及廚房熱水爐開關掣		1	1	1	1	1	1	1	1	1	1	1	1	1	1	1	1	1	1	1	1	1	1	1	1	1	1	1	1	1	1	1	1	1	1	1	1	1	1	1	1	1	1	1	1	1	1	1	1	1													
	Lighting Switch 燈掣		5	5	5	5	4	4	4	5	5	5	5	4	4	4	5	5	5	5	4	5	5	5	5	4	5	5	4	5	5	4	5	5	4	5	4	5	4	5	5	5	4	5	5	4	5	5	4	5														
	Lighting Point 燈位		4	4	3	4	2	2	2	4	4	3	4	2	2	2	4	4	3	4	2	3	4	4	3	4	2	3	4	4	3	4	2	3	4	2	3	4	2	3	4	2	3	4	2	2	4	4	2	3	4	2	4											
	Video Door Phone 視像對講器		1	1	1	1	1	1	1	1	1	1	1	1	1	1	1	1	1	1	1	1	1	1	1	1	1	1	1	1	1	1	1	1	1	1	1	1	1	1	1	1	1	1	1	1	1	1	1	1	1													
	Door Bell 門鈴		1	-	1	1	1	1	1	1	-	1	1	1	1	1	1	-	1	1	1	1	1	1	-	1	1	1	1	1	-	1	1	1	1	1	-	1	1	1	1	1	1	1	-	1	1	1	1	1	1													
		UV Sterilization Light for Built-in Cabinet 嵌入式櫃紫外線殺菌燈	-	-	1	-	1	1	1	-	-	1	-	1	1	1	-	-	1	-	1	-	-	-	1	-	1	-	-	-	1	-	-	1	-	-	-	1	-	-	1	-	-	1	-	-	1	-	-	1	-													
	Fiber Outlet 光纖插座		1	1	1	1	1	1	1	1	1	1	1	1	1	1	1	1	1	1	1	1	1	1	1	1	1	1	1	1	1	1	1	1	1	1	1	1	1	1	1	1	1	1	1	1	1	1	1	1														

Notes :

1. "1, 2, ....."denotes the quantity of such provision(s) provided in the residential unit. "-" means such provision(s) is/are not provided and/or installed in the residential unit.
2. The quantity of the lighting switch shown in the schedule denotes the quantity of switch faceplate.
3. 13/F, 14/F, 24/F, 34/F, 44/F, 54/F and 64/F are omitted. 21/F and 49/F are refuge floors.

備註：

1. “1, 2, .....” 表示提供於該住宅單位內的裝置數量。 “-” 表示此裝置於該住宅單位內沒有提供及/或安裝。
2. 說明表所顯示的燈掣數量是表示燈掣面板的數量。
3. 不設13樓、14樓、24樓、34樓、44樓、54樓及64樓。21樓及49樓為庇護層。

23

## FITTINGS, FINISHES AND APPLIANCES

## 裝置、裝修物料及設備

## Schedule of Mechanical & Electrical Provisions of Residential Units

## 住宅單位機電裝置數量說明表

[illegible]

Notes :

1. "1, 2, ....."denotes the quantity of such provision(s) provided in the residential unit. "-" means such provision(s) is/are not provided and/or installed in the residential unit.
2. The quantity of the lighting switch shown in the schedule denotes the quantity of switch faceplate.
3. 13/F, 14/F, 24/F, 34/F, 44/F, 54/F and 64/F are omitted. 21/F and 49/F are refuge floors.

備註：

1. “1, 2, ……” 表示提供於該住宅單位內的裝置數量。“-” 表示此裝置於該住宅單位內沒有提供及/或安裝。
2. 說明表所顯示的燈掣數量是表示燈掣面板的數量。
3. 不設13樓、14樓、24樓、34樓、44樓、54樓及64樓。21樓及49樓為庇護層。

Schedule of Mechanical & Electrical Provisions of Residential Units

住宅單位機電裝置數量說明表

Location 位置	Description 描述		Tower 2 (2A) 第2座(2A)																								Tower 2 (2B) 第2座(2B)																																					
			8/F 8樓								9/F-20/F, 22/F-48/F 9樓至20樓、 22樓至48樓								50/F-65/F 50樓至65樓								66/F 66樓								8/F 8樓								9/F-20/F, 22/F-48/F 9樓至20樓、 22樓至48樓								50/F-65/F 50樓至65樓								66/F 66樓					
	Exposed Type Provision 外露型裝置				Non-exposed Type Provision 非外露型裝置				A	B	C	D	E	F	G	A	B	C	D	E	F	G	A	B	C	D	E	F	A	B	C	D	E	F	G	A	B	C	D	E	F	G	A	B	C	D	E	F	G															
Bedroom 1 睡房1	Switch for Indoor A/C Unit 室內冷氣機開關 掣		1	1	1	1	-	-	-	1	1	1	1	-	-	-	1	1	1	1	-	1	1	1	1	-	1	1	-	1	1	-	-	-	1	-	1	1	-	-	-	1	-	1	1	-	-	1	1	-	1	1	-	-	1									
	13A Twin Socket Outlet 13A雙位電插座		2	2	2	2	-	-	-	2	2	2	2	-	-	-	2	2	2	2	-	2	2	2	2	-	2	2	-	2	2	-	-	-	2	-	2	2	-	-	-	2	-	2	2	-	-	2	2	-	2	2	-	-	2									
	TV/FM Outlet 電視及電台插座		1	1	1	1	-	-	-	1	1	1	1	-	-	-	1	1	1	1	-	1	1	1	1	-	1	1	-	1	1	-	-	-	1	-	1	1	-	-	-	1	-	1	1	-	-	1	1	-	1	1	-	-	1									
	Telephone Outlet 電話插座		1	1	1	1	-	-	-	1	1	1	1	-	-	-	1	1	1	1	-	1	1	1	1	-	1	1	-	1	1	-	-	-	1	-	1	1	-	-	-	1	-	1	1	-	-	1	1	-	1	1	-	-	1									
	Lighting Switch 燈掣		1	1	1	1	-	-	-	1	1	1	1	-	-	-	1	1	1	1	-	1	1	1	1	-	1	1	-	1	1	-	-	-	1	-	1	1	-	-	-	1	-	1	1	-	-	1	1	-	1	1	-	-	1									
	Lighting Point 燈位		1	1	1	1	-	-	-	1	1	1	1	-	-	-	1	1	1	1	-	1	1	1	1	-	1	1	-	1	1	-	-	-	1	-	1	1	-	-	-	1	-	1	1	-	-	1	1	-	1	1	-	-	1									
Bathroom 浴室		13A Single Socket Outlet 13A單位電插座	1	1	1	1	1	1	1	1	1	1	1	1	1	1	1	1	1	1	1	1	1	1	1	1	1	1	1	1	1	1	1	1	1	1	1	1	1	1	1	1	1	1	1	1	1	1	1	1	1	1	1	1	1									
		Fused Spur Unit 接線位連保險絲	3	3	3	3	3	3	3	3	3	3	3	3	3	3	3	3	3	3	3	3	3	3	3	3	3	3	3	3	3	3	3	3	3	3	3	3	3	3	3	3	3	3	3	3	3	3	3	3	3	3	3	3										
		Cable Connection Unit 接線位	1	1	1	1	1	1	1	1	1	1	1	1	1	1	1	1	1	1	1	1	1	1	1	1	1	1	1	1	1	1	1	1	1	1	1	1	1	1	1	1	1	1	1	1	1	1	1	1	1	1	1	1										
	Lighting Point 燈位		3	3	3	3	3	3	3	3	3	3	3	3	3	3	3	3	3	3	3	3	3	3	3	3	3	3	3	3	3	3	3	3	3	3	3	3	3	3	3	3	3	3	3	3	3	3	3	3	3	3	3	3	3									
		Town Gas Water Heater Remote Control 煤氣熱水爐溫度 控制器	1	1	1	1	1	1	1	1	1	1	1	1	1	1	1	1	1	1	1	1	1	1	1	1	1	1	1	1	1	1	1	1	1	1	1	1	1	1	1	1	1	1	1	1	1	1	1	1	1	1	1	1										

Notes :

1. "1, 2, ....."denotes the quantity of such provision(s) provided in the residential unit. "-" means such provision(s) is/are not provided and/or installed in the residential unit.
2. The quantity of the lighting switch shown in the schedule denotes the quantity of switch faceplate.
3. 13/F, 14/F, 24/F, 34/F, 44/F, 54/F and 64/F are omitted. 21/F and 49/F are refuge floors.

備註：

1. “1, 2, .....” 表示提供於該住宅單位內的裝置數量。 “-” 表示此裝置於該住宅單位內沒有提供及/或安裝。
2. 說明表所顯示的燈掣數量是表示燈掣面板的數量。
3. 不設13樓、14樓、24樓、34樓、44樓、54樓及64樓。21樓及49樓為庇護層。

Schedule of Mechanical & Electrical Provisions of Residential Units

住宅單位機電裝置數量說明表

Location 位置	Description 描述		Tower 2 (2A) 第2座(2A)																								Tower 2 (2B) 第2座(2B)																																					
			8/F 8樓								9/F-20/F, 22/F-48/F 9樓至20樓、 22樓至48樓								50/F-65/F 50樓至65樓								66/F 66樓								8/F 8樓								9/F-20/F, 22/F-48/F 9樓至20樓、 22樓至48樓								50/F-65/F 50樓至65樓								66/F 66樓					
	A	B	C	D	E	F	G	A	B	C	D	E	F	G	A	B	C	D	E	F	A	B	C	D	E	F	A	B	C	D	E	F	G	A	B	C	D	E	F	G	A	B	C	D	E	F	G																	
Kitchen / Open Kitchen 廚房/ 開放式廚房		13A Single Socket Outlet connected with kitchen appliance 13A單位電插座 (已接駁廚房設備)	2	2	2	2	3	3	3	2	2	2	2	3	3	3	2	2	2	2	3	2	2	2	2	3	2	2	3	2	3	3	3	2	3	2	2	3	3	2	2	3	2	2	3	3	2	2	3	2	2	3	3	2										
	13A Twin Sock- et Outlet 13A雙位電插座		2	2	2	2	1	1	1	2	2	2	2	1	1	1	2	2	2	2	1	2	2	2	2	1	2	2	1	2	2	1	1	1	2	1	2	2	1	1	1	2	1	2	2	1	1	2	2	1	2	2	1	1	2									
		Fused Spur Unit 接線位連保險絲	4	5	4	4	3	3	3	4	5	4	4	3	3	3	4	5	4	4	3	4	4	5	4	4	3	4	5	3	4	4	3	3	3	5	3	4	4	3	3	3	5	3	4	4	3	3	4	5	3	4	4	3	3	4								
		Cable Connection Unit 接線位	2	1	2	2	1	1	1	2	1	2	2	1	1	1	2	1	2	2	1	2	2	1	2	2	1	2	1	1	2	2	1	1	1	1	1	1	1	1	2	2	1	1	1	1	2	1	1	2	2	1	1	2										
		Town Gas Water Heater Remote Control 煤氣熱水爐溫度控制 器	1	1	1	1	1	1	1	1	1	1	1	1	1	1	1	1	1	1	1	1	1	1	1	1	1	1	1	1	1	1	1	1	1	1	1	1	1	1	1	1	1	1	1	1	1	1	1	1	1	1												
		Washing Machine Connection Point (Water Inlet) 洗衣機接駁點 (來水位)	1	1	1	1	1	1	1	1	1	1	1	1	1	1	1	1	1	1	1	1	1	1	1	1	1	1	1	1	1	1	1	1	1	1	1	1	1	1	1	1	1	1	1	1	1	1	1	1	1	1												
		Washing Machine Connection Point (Water Outlet) 洗衣機接駁點 (去水位)	1	1	1	1	1	1	1	1	1	1	1	1	1	1	1	1	1	1	1	1	1	1	1	1	1	1	1	1	1	1	1	1	1	1	1	1	1	1	1	1	1	1	1	1	1	1	1	1	1	1												
		Lighting Point 燈位	2	2	2	2	2	2	2	2	2	2	2	2	2	2	2	2	2	2	2	2	2	2	2	2	2	2	2	2	2	2	2	2	2	2	2	2	2	2	2	2	2	2	2	2	2	2	2	2	2	2	2											
		Door Bell 門鈴	-	1	-	-	-	-	-	1	-	-	-	-	-	-	1	-	-	-	-	-	1	-	-	-	-	1	-	-	-	-	-	-	1	-	-	-	-	-	-	1	-	-	-	-	-	-	-	-	-	-												
		Miniature Circuit Breakers Board 總電掣箱	1	1	1	1	1	1	1	1	1	1	1	1	1	1	1	1	1	1	1	1	1	1	1	1	1	1	1	1	1	1	1	1	1	1	1	1	1	1	1	1	1	1	1	1	1	1	1	1	1	1	1											

Notes :

- "1, 2, ....."denotes the quantity of such provision(s) provided in the residential unit. "-" means such provision(s) is/are not provided and/or installed in the residential unit.
- The quantity of the lighting switch shown in the schedule denotes the quantity of switch faceplate.
- 13/F, 14/F, 24/F, 34/F, 44/F, 54/F and 64/F are omitted. 21/F and 49/F are refuge floors.

備註：

- "1, 2, ....." 表示提供於該住宅單位內的裝置數量。 "-" 表示此裝置於該住宅單位內沒有提供及/或安裝。
- 說明表所顯示的燈掣數量是表示燈掣面板的數量。
- 不設13樓、14樓、24樓、34樓、44樓、54樓及64樓。21樓及49樓為庇護層。

23

## 裝置、裝修物料及設備

## 住宅單位機電裝置數量說明表

[illegible]

1. "1, 2, ....."denotes the quantity of such provision(s) provided in the residential unit. "-" means such provision(s) is/are not provided and/or installed in the residential unit.
2. The quantity of the lighting switch shown in the schedule denotes the quantity of switch faceplate.
3. 13/F, 14/F, 24/F, 34/F, 44/F, 54/F and 64/F are omitted. 21/F and 49/F are refuge floors.

1. “1, 2, ……”表示提供於該住宅單位內的裝置數量。“-”表示此裝置於該住宅單位內沒有提供及/或安裝。
2. 說明表所顯示的燈掣數量是表示燈掣面板的數量。
3. 不設13樓、14樓、24樓、34樓、44樓、54樓及64樓。21樓及49樓為底護層。



23

FITTINGS, FINISHES AND APPLIANCES  
裝置、裝修物料及設備

Schedule of Mechanical & Electrical Provisions of Residential Units

住宅單位機電裝置數量說明表

Location 位置	Description 描述		Tower 2 (2A) 第2座(2A)																								Tower 2 (2B) 第2座(2B)																																					
			8/F 8樓								9/F-20/F, 22/F-48/F 9樓至20樓、 22樓至48樓								50/F-65/F 50樓至65樓								66/F 66樓								8/F 8樓								9/F-20/F, 22/F-48/F 9樓至20樓、 22樓至48樓								50/F-65/F 50樓至65樓								66/F 66樓					
	Exposed Type Provision 外露型裝置				Non-exposed Type Provision 非外露型裝置				A	B	C	D	E	F	G	A	B	C	D	E	F	G	A	B	C	D	E	F	A	B	C	D	E	F	G	A	B	C	D	E	F	G	A	B	C	D	E	F	G															
Study Room 書房	Switch for Indoor A/C Unit 室內冷氣機開關掣		-	-	-	-	-	-	-	-	-	-	-	-	-	-	-	-	-	-	-	-	-	-	-	-	-	-	-	-	-	-	-	-	-	-	-	-	-	-	-	-	-	-	-	-	-	-	-	-														
	13A Twin Socket Outlet 13A雙位電插座		-	-	-	-	-	-	-	-	-	-	-	-	-	-	-	-	-	-	-	-	-	-	-	-	-	-	-	-	-	-	-	-	-	-	-	-	-	-	-	-	-	-	-	-	-	-	-															
	TV/FM Outlet 電視及電台插座		-	-	-	-	-	-	-	-	-	-	-	-	-	-	-	-	-	-	-	-	-	-	-	-	-	-	-	-	-	-	-	-	-	-	-	-	-	-	-	-	-	-	-	-	-	-	-															
	Telephone Outlet 電話插座		-	-	-	-	-	-	-	-	-	-	-	-	-	-	-	-	-	-	-	-	-	-	-	-	-	-	-	-	-	-	-	-	-	-	-	-	-	-	-	-	-	-	-	-	-	-	-															
	Lighting Switch 燈掣		-	-	-	-	-	-	-	-	-	-	-	-	-	-	-	-	-	-	-	-	-	-	-	-	-	-	-	-	-	-	-	-	-	-	-	-	-	-	-	-	-	-	-	-	-	-	-															
	Lighting Point 燈位		-	-	-	-	-	-	-	-	-	-	-	-	-	-	-	-	-	-	-	-	-	-	-	-	-	-	-	-	-	-	-	-	-	-	-	-	-	-	-	-	-	-	-	-	-	-	-	-														
Roof 天台	Weatherproof Lighting Switch 防水燈掣		-	-	-	-	-	-	-	-	-	-	-	-	-	-	-	-	-	-	-	-	-	-	-	-	-	-	-	-	-	-	-	-	-	-	-	-	-	-	-	-	-	-	-	-	-	-	-	-														
	13A Watertight Socket Outlet 13A 防水電插座		-	-	-	-	-	-	-	-	-	-	-	-	-	-	-	-	-	-	-	-	-	-	-	-	-	-	-	-	-	-	-	-	-	-	-	-	-	-	-	-	-	-	-	-	-	-	-	-														
	Lighting Point 燈位		-	-	-	-	-	-	-	-	-	-	-	-	-	-	-	-	-	-	-	-	-	-	-	-	-	-	-	-	-	-	-	-	-	-	-	-	-	-	-	-	-	-	-	-	-	-	-	-														

Notes :

1. "1, 2, ....."denotes the quantity of such provision(s) provided in the residential unit. "-" means such provision(s) is/are not provided and/or installed in the residential unit.
2. The quantity of the lighting switch shown in the schedule denotes the quantity of switch faceplate.
3. 13/F, 14/F, 24/F, 34/F, 44/F, 54/F and 64/F are omitted. 21/F and 49/F are refuge floors.

備註：

1. “1, 2, .....” 表示提供於該住宅單位內的裝置數量。“-”表示此裝置於該住宅單位內沒有提供及/或安裝。
2. 說明表所顯示的燈掣數量是表示燈掣面板的數量。
3. 不設13樓、14樓、24樓、34樓、44樓、54樓及64樓。21樓及49樓為庇護層。



## 24 SERVICE AGREEMENTS

### 服 務 協 議

Potable and flushing water is supplied by Water Supplies Department.  
Electricity is supplied by CLP Power Hong Kong Limited.  
Towngas is supplied by The Hong Kong and China Gas Company Limited.

食水及沖廁水由水務署供應。  
電力由中華電力有限公司供應。  
煤氣由香港中華煤氣有限公司供應。

## 25 GOVERNMENT RENT

### 地 稅

The Owner of a residential property is liable for the Government rent payable for the specified residential properties from the date of the Land Grant up to and including the date of the assignments of the specified residential properties.

住宅物業擁有人有法律責任繳付有關指明住宅物業由批地文件之日期起計直至該等指明住宅物業之轉讓契日期(包括該日)之地稅。

## 26 MISCELLANEOUS PAYMENTS BY PURCHASER

### 買方的雜項付款

On the delivery of the vacant possession of the specified residential property to the purchaser, the purchaser is liable to reimburse the Owner for the deposits for water, electricity and gas.

On that delivery, the purchaser is not liable to pay to the Owner a debris removal fee.

Note: On that delivery, the purchaser is liable to pay a debris removal fee to the manager (not the Owner) of the Phase under the Principal Deed of Mutual Covenant and Management Agreement, and where the Owner has paid the debris removal fee, the purchaser shall reimburse the Owner for the same.

在向買方交付指明住宅物業在空置情況下的管有權時，買方須負責向擁有人補還水、電力及氣體的按金。

在交付時，買方不須向擁有人支付清理廢料的費用。

備註：在交付時，買方須根據主公共契約及管理協議向期數的管理人(而非擁有人)支付清理廢料的費用，而如擁有人已支付清理廢料的費用，買方須向擁有人補還清理廢料的費用。

## 27 DEFECT LIABILITY WARRANTY PERIOD

### 欠妥之處的保養責任期

The Vendor shall, at its own cost and as soon as reasonably practicable after receipt of a written notice served by the purchaser within 6 months after the date of completion of the sale and purchase of any specified residential property, remedy any defects in such property, or its fittings, finishes or appliances incorporated into such property as set out in the agreement for sale and purchase concerned, caused otherwise than by the act or neglect of the purchaser.

凡任何指明住宅物業或於相關買賣合約列出之裝設於該物業內的裝置、裝修物料或設備有欠妥之處，而該欠妥之處並非由買方行為或疏忽造成，則賣方在接獲買方在買賣成交日期後的6個月內送達的書面通知後，須於合理地切實可行的範圍內，盡快自費作出補救。

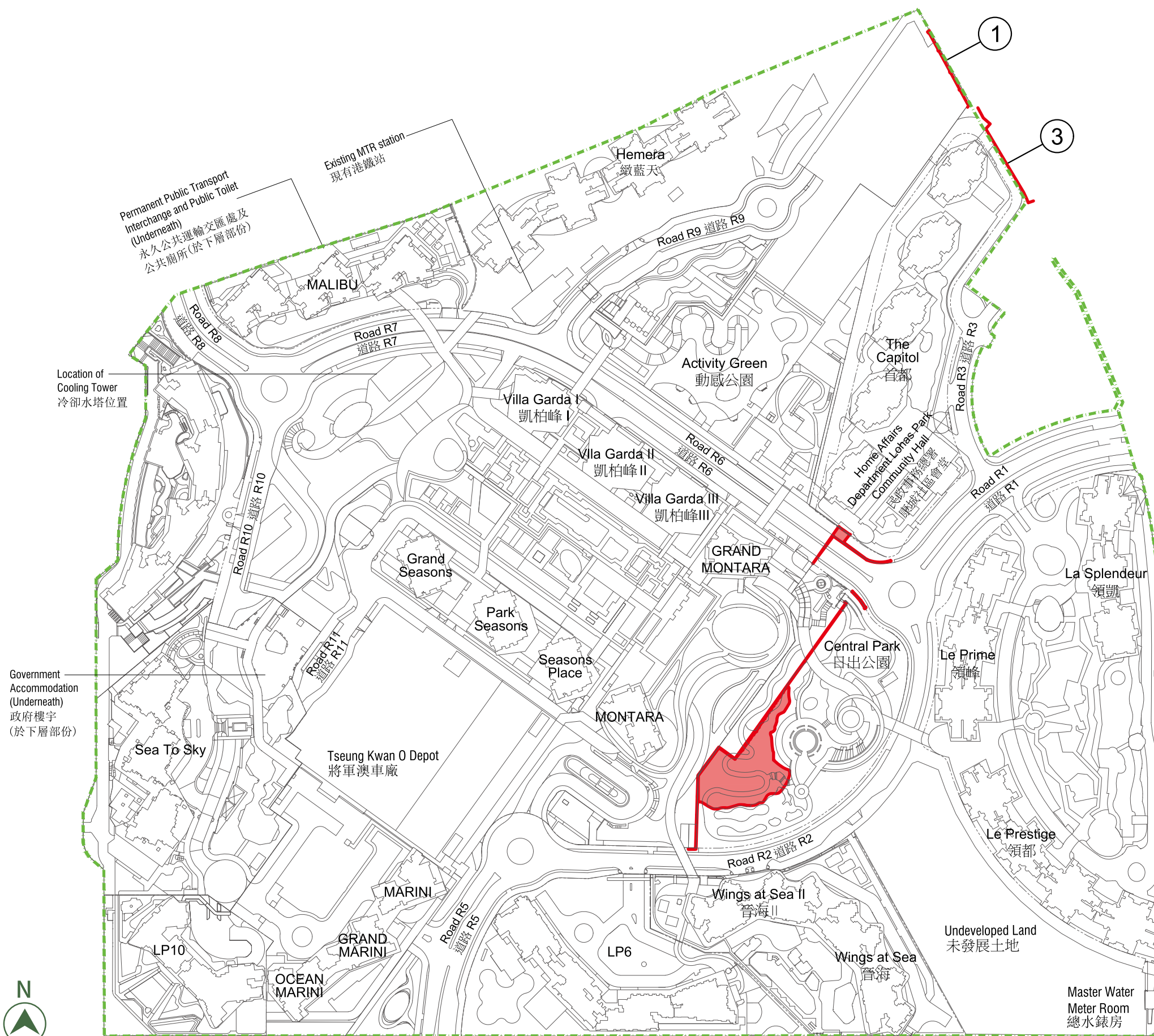
# 28 MAINTENANCE OF SLOPES

## 斜坡維修

1. The Land Grant requires the owners of the residential properties in the Phase to maintain the slope at their own costs.
2. Special Condition No.(68)(a) of the Land Grant stipulates that “Where there is or has been any cutting away, removal or setting back of any land, or any building up or filling in or any slope treatment works of any kind whatsoever, whether with or without the prior written consent of the Director, either within the lot or on any Government land, which is or was done for the purpose of or in connection with the formation, levelling or development of the lot or any part thereof or any other works required to be done by the Grantee under these Conditions, or for any other purposes, the Grantee shall at his own expense carry out and construct such slope treatment works, retaining walls or other support, protection, drainage or ancillary or other works as shall or may then or at any time thereafter be necessary to protect and support such land within the lot and also any adjacent or adjoining Government or leased land and to obviate and prevent any falling away, landslip or subsidence occurring thereafter. The Grantee shall at all times during the term hereby granted maintain at his own expense the said land, slope treatment works, retaining walls or other support, protection, drainage or ancillary or other works in good and substantial repair and condition to the satisfaction of the Director.”
3. Each of the owners is obliged to contribute towards the costs of the maintenance work. Clause 16 of Section E of the Principal Deed of Mutual Covenant and Management Agreement dated 16th June 2009 registered in the Land Registry by Memorial No.09062303030203 (“the PDMC”) stipulates that “(a) The Owners shall at their own expense, maintain, repair and carry out such works as are necessary in relation to any slopes, retaining walls, supports, foundations, drainage works or other structures within or outside the Land (collectively “slope structures”), including but not limited to those slope structures more particularly identified on the Slope Plan I and Slope Plan II annexed to this Deed and those slope structures to be more particularly identified on the slope plans to be annexed to any Sub-Deed of Mutual Covenant or Sub-Sub-Deed of Mutual Covenant, for the purpose of complying with the provisions of the Government Grant and “Geoguide 5-Guide to Slope Maintenance” issued by the Geotechnical Engineering Office of the Civil Engineering and Development Department (as amended or substituted from time to time) and the maintenance manual for the slope structures (“slope maintenance manual”) prepared in accordance with Geoguide 5 Provided that if any of the slope structures is situated within or abutting on a Phase or Phases or the Station Complex, only the Owners of Units in that Phase or the relevant Phases or the Owner of the Station Complex (as the case may be) shall at their own expense be responsible for maintaining, repairing and carrying out works in respect of such slope structures in accordance with this Clause. Notwithstanding the proviso above, the cost of maintaining, repairing and carrying out works in respect of the slope structures within the Green Hatched Black Area as defined in Special Condition (8)(b)(iii) of the Government Grant and more particularly identified on Slope Plan II annexed to this Deed shall be borne by and apportioned between MTR as Owner of the Station Complex and the Owners of the part(s) of the Non-Station Development which has/have been completed for the time being pursuant to Clause 8(e) of this Section but subject to Clause 9 of this Section. (b) The Owner of the Station Complex shall at its own expense be solely responsible for maintaining, repairing and carrying out works in respect of the slope structures within or abutting on the Station Complex and more particularly identified on Slope Plan I annexed to this Deed.”
4. Under the PDMC, the manager of the Development has the owners’ authority to carry out the maintenance work. Clause 1(b)(xv) of Section I of the PDMC stipulates that the Manager shall have the powers and duties “To engage suitable qualified personnel to inspect maintain and repair the slope structures which are required to be maintained by the Owners of the Land pursuant to the provisions of the Government Grant and in accordance with “Geoguide 5 - Guide to Slope Maintenance” published by the Geotechnical Engineering Office of the Civil Engineering and Development Department as amended or replaced from time to time, the slope maintenance manual and all guidelines issued from time to time by the appropriate Government departments regarding the maintenance of the slope structures Provided that the aforesaid right of the Manager may also be exercised by the Owners Corporation Provided further that the Manager shall not be personally liable for carrying out any such requirements of the Government Grant which shall remain the responsibility of the Owners of the Land or the relevant Phase(s) or the Station Complex (as the case may be) if having used all reasonable endeavours, the Manager has not been able to collect the costs of the required works from all the relevant Owners.”
5. The slope structures within or outside the land on which the Phase is situated, including those delineated in Slope Plan I and Slope Plan II annexed to the PDMC referred to in paragraph 3 above, are for identification purpose only shown in the plan below of this section.
1. 批地文件規定，期數中的住宅物業的擁有人須自費維修斜坡。
2. 批地文件的第(68)(a)條批地特別條款規定“如該地段或任何「政府」官地現時或以往曾經配合或因應該地段或其任何部分的平整、水準測量或發展事宜進行削土、移土或土地後移工程，或建造或填土工程或任何類型的斜坡處理工程，或此等「批地條款」等規定「承批人」執行的其他工程，不論事前是否獲「署長」書面同意，「承批人」亦須於當時或嗣後任何時間，按需要自費進行及建造斜坡處理工程、護土牆或其他支承結構、防護結構、排水或輔助或其他工程，以保護及支撐該地段內的土地和任何毗連或毗鄰「政府」官地或已批租土地，同時避免及防止其後發生滑土、山泥傾瀉或地陷。「承批人」應在本文協定的整個批租年期內自費維修上述土地、斜坡處理工程、護土牆或其他支承結構、防護結構、排水或附屬或其他工程，以保持其維修充足及狀態良好，令「署長」滿意。”
3. 每名擁有人均須分擔維修工程的費用。2009年6月16日於土地註冊處註冊為「註冊摘要」第09062303030203號之主公共契約及管理協議（「主公契」）第E節第16條規定“(a)業主必須自費保養、維修及進行與該土地以內或以外的任何斜坡、護土牆、承托物、地基、排水工程或其他構築物（統稱“斜坡構築物”）相關的必要的工程，包括但不限於該等特別顯示於附加在本公契的斜坡圖則I及斜坡圖則II內的斜坡構築物及該等特別顯示於附加在任何副公契或副副公契的斜坡圖則內的斜坡構築物，以遵守批地文件的條文及符合由土木工程署的土力工程處出具的岩土指南第五冊—斜坡維修指南（包括不時的修訂及替代）及按照岩土指南第五冊編製的斜坡維修手冊（“斜坡維修手冊”）。如任何斜坡構築物是位於或鄰接任何一期期數或多期期數或車站綜合樓，只有該一期或多期期數或車站綜合樓的業主須自費負責保養、維修及進行根據本條文所需的工程。儘管上文所述，用於保養、維修及進行於綠色間黑斜線範圍（釋義以批地文件第(8)(b)(iii)條批地特別條款為準，並特別顯示於本公契的斜坡圖則II）內的斜坡構築物的工程費用，將由作為車站綜合樓業主的香港鐵路有限公司及完成的非車站發展項目的業主根據本節第8(e)條（但限制於本節第9條）承擔及分攤。(b)車站綜合樓業主必須自費及獨自負責保養、維修及進行於車站綜合樓或鄰接車站綜合樓並特別顯示於本公契附加的斜坡圖則I內的斜坡構築物的工程。”
4. 根據主公契，發展項目的管理人獲擁有人授權進行維修工程。主公契第I節第1(b)(xv)條規定，管理人有權力及責任“聘請適當及合資格人員檢查、保養及維修根據批地文件要求該土地業主需要負責保養的斜坡構築物，以符合由土木工程署的土力工程處出具的岩土指南第五冊—斜坡維修指南（包括不時的修訂及替代），斜坡維修手冊及由相關政府部門不時出具的有關斜坡構築物的所有指南。上述管理人的權利可以由業主立案法團行使。再者，如果管理人在盡了合理的努力後仍未能向所有有關業主收取所須工程的相關費用，管理人無須就任何為符合批地文件要求而進行之事宜負上個人責任，相關責任仍由該土地或有關期數或車站綜合樓的業主負責（視乎情況而定）。”
5. 在期數所位於的土地之內或之外的斜坡構築物，包括在上文第3段所述的在附加於主公契的斜坡圖則I及斜坡圖則II顯示的斜坡構築物，均顯示於本節下文的圖則，僅供識別用途。



# 28 MAINTENANCE OF SLOPES 斜坡維修



## Remarks:

- ① Under the PDMC, the costs of the maintenance work for the slope structures as shown in the Plan shall be borne by the owner of Site M.
- ② Under the PDMC and the Sub-Deed of Mutual Covenant and Management Agreement of Site AB, the costs of the maintenance work for the slope structures as shown in the Plan shall be borne by the owners of Site AB.
- ③ The slope structures delineated in Slope Plan II annexed to the PDMC referred to in paragraph 3 above (as shown in the plan) have been re-delivered to The Government of HKSAR. The Highways Department shall be responsible for the maintenance work of the same.

## 註:

- ① 根據主公契規定，在圖則中所顯示的斜坡構築物的維修工程費用由地盤M業主承擔。
- ② 根據主公契及地盤AB的副公共契約及管理協議規定，在圖則中所顯示的斜坡構築物的維修工程費用由地盤AB的業主承擔。
- ③ 在上文第3段所述的在附加於主公契的斜坡圖則II顯示的斜坡構築物(在圖則中顯示)已交還予香港特別行政區政府，該斜坡構築物的維修工程由路政署負責。

## 圖例 Legend

- 本發展項目邊界  
Boundary of the Development
- 斜坡結構  
Slope Structures

## 29 MODIFICATION 修訂

There is no on-going application to the Government for modification of the Land Grant.

現時沒有向政府提出申請修訂「批地文件」。

## 30 RELEVANT INFORMATION 有關資料

Not applicable

不適用

# 31 WEBSITE OF THE PHASE

## 期數之互聯網網站

The address of the website designated by the Vendor for the Phase for the purposes of Part 2 of the Residential Properties (First-hand Sales) Ordinance:

[www.parkseasons.hk](http://www.parkseasons.hk)

賣方為施行《一手住宅物業銷售條例》第2部而就期數指定的互聯網網站的網址：

[www.parkseasons.hk](http://www.parkseasons.hk)



# 32 INFORMATION IN APPLICATION FOR CONCESSION ON GROSS FLOOR AREA OF BUILDING

## 申請建築物總樓面面積寬免的資料

### Breakdown of GFA Concessions Obtained for All Features

#### 獲寬免總樓面面積的設施分項

Latest information on breakdown of GFA concessions as shown on the general building plans submitted to and approved by the Building Authority (BA) prior to the printing of the sales brochure is tabulated below. Information marked (#) may be based on information provided by the authorized person if the sales brochure is printed prior to submission of the final amendment plans to the BA. The breakdown of GFA concessions may be subject to further changes until final amendment plans are submitted to and approved by the BA prior to the issuance of the occupation permit for the development.

於印製售樓說明書前呈交予並已獲建築事務監督批准的一般建築圖則上有關總樓面面積寬免的分項的最新資料，請見下表。如印製售樓說明書時尚未呈交最終修訂圖則予建築事務監督，則有(#)號的資料可以由認可人士提供的資料作為基礎。直至最終修訂圖則於發出佔用許可證前呈交予並獲建築事務監督批准前，以下分項資料仍可能有所修改。

		Area (m <sup>2</sup> ) 面積 (平方米)
<b>Disregarded GFA under Building (Planning) Regulations 23(3)(b)</b> 根據《建築物 (規劃) 規例》第23(3)(b)條不計算的總樓面面積		
1. (#)	Carpark and loading/unloading area excluding public transport terminus 停車場及上落客貨地方 (公共交通總站除外)	Not Applicable 不適用
2.	<b>Plant rooms and similar services</b> 機房及相類設施	Not Applicable 不適用
2.1	Mandatory feature or essential plant room, area of which is limited by respective Practice Notes for Authorized Persons, Registered Structural Engineers and Registered Geotechnical Engineers (PNAP) or regulation such as lift machine room, telecommunications and broadcasting (TBE) room, TBE room for access facilities for mobile services, rooftop telecommunications equipment room, intermediate telecommunications equipment room, refuse storage chamber, etc. 所佔面積受相關《認可人士、註冊結構工程師及註冊岩土工程師作業備考》(《作業備考》)或規例限制的強制性設施或必要機房，例如升降機機房、電訊及廣播設備室 (訊播室)、為流動通訊接達設施而設的訊播室、天台電訊設備室、中層電訊設備室、垃圾房等	Not Applicable 不適用
2.2 (#)	Mandatory feature or essential plant room, area of which is NOT limited by any PNAP or regulation such as room occupied solely by fire services installations (FSI) and equipment, meter room, transformer room, potable and flushing water tank, etc. 所佔面積不受任何《作業備考》或規例限制的強制性設施或必要機房，例如僅由消防裝置及設備佔用的房間、電錶房、電力變壓房、食水及鹹水缸等	Not Applicable 不適用
2.3	Non-mandatory or non-essential plant room such as air-conditioning (A/C) plant room, air handling unit (AHU) room, etc. 非強制性或非必要機房，例如空調機房、送風櫃房等	Not Applicable 不適用

<b>Green Features under Joint Practice Notes 1 and 2</b> 根據聯合作業備考第1及第2號提供的環保設施		
3.	Balcony 露台	697.000
4.	Wider common corridor and lift lobby 加闊的公用走廊及升降機大堂	Not Applicable 不適用
5.	Communal sky garden 公用空中花園	Not Applicable 不適用
6.	Acoustic fin 隔聲鰭	Not Applicable 不適用
7.	Wing wall, wind catcher and funnel 翼牆、捕風器及風斗	Not Applicable 不適用
8.	Non-structural prefabricated external wall 非結構預製外牆	26.220
9.	Utility platform 工作平台	522.750
10.	Noise barrier 隔音屏障	Not Applicable 不適用
<b>Amenity Features</b> 適意設施		
11.	Caretaker's quarters, counter, office, store, guard room and lavatory for watchman and management staff and owners' corporation office 管理員宿舍、供保安人員和管理處員工使用的櫃位、辦事處、貯物室、警衛室和廁所，以及業主立案法團辦事處	Not Applicable 不適用
12.	Residential recreational facilities including void, plant room, swimming pool filtration plant room, covered walkway, etc. serving solely the recreational facilities 住戶康樂設施，包括僅供康樂設施使用的中空空間、機房、游泳池的濾水機房、有蓋人行道等	Not Applicable 不適用
13.	Covered landscaped and play area 有蓋園景區及遊樂場地	Not Applicable 不適用
14.	Horizontal screen/covered walkway and trellis 橫向屏障/有蓋人行道及花棚	Not Applicable 不適用
15.	Larger lift shaft 擴大升降機槽	901.853



# 32 INFORMATION IN APPLICATION FOR CONCESSION ON GROSS FLOOR AREA OF BUILDING

## 申請建築物總樓面面積寬免的資料

16.	Chimney shaft 煙囪管道	Not Applicable 不適用
17.	Other non-mandatory or non-essential plant room, such as boiler room, satellite master antenna television (SMATV) room 其他非強制性或非必要機房，例如鍋爐房、衛星電視共用天線房	Not Applicable 不適用
18. (#)	Pipe duct, air duct and vertical riser for mandatory feature or essential plant room 強制性設施或必要機房所需的管槽、氣槽及垂直立管	Not Applicable 不適用
19.	Pipe duct, air duct for non-mandatory or non-essential plant room 非強制性設施或非必要機房所需的管槽及氣槽	Not Applicable 不適用
20.	Plant room, pipe duct, air duct for environmentally friendly system and feature 環保系統及設施所需的機房、管槽及氣槽	Not Applicable 不適用
21.	Void in duplex domestic flat and house 複式住宅單位及洋房的中空空間	Not Applicable 不適用
22.	Sunshade and reflector 遮陽篷及反光罩	Not Applicable 不適用
23. (#)	Projecting planters and minor projection such as A/C box, A/C platform, window cill and projecting window 伸出式花槽及小型伸出物，例如空調機箱、空調機平台、窗檻及伸出的窗台	Not Applicable 不適用
24.	Other projection such as A/C box and A/C platform not covered in paragraph 3(b) and (c) of PNAP APP-19, and maintenance walkway 《作業備考》APP-19 第3(b)及(c)段沒有涵蓋的其他伸出物，如空調機箱及空調機平台，及維修通道	Not Applicable 不適用
<b>Other Exempted Items</b> 其他項目		
25. (#)	Refuge floor including refuge floor cum sky garden 庇護層，包括庇護層兼空中花園	Not Applicable 不適用
26.	Covered area under large projecting/ overhanging feature 大型伸出/外懸設施下的有蓋地方	Not Applicable 不適用
27.	Public transport terminus 公共交通總站	Not Applicable 不適用
28. (#)	Party structure and common staircase 共用構築物及公用樓梯	Not Applicable 不適用
29. (#)	Horizontal area of staircase, lift shaft and vertical duct solely serving floor accepted as not being accountable for GFA 僅供獲接納不計入總樓面面積的樓層使用的樓梯、升降機槽及垂直管道的水平面積	Not Applicable 不適用

30.	Public passage 公眾通道	Not Applicable 不適用
31.	Covered set back area 有蓋的後移部分	Not Applicable 不適用
<b>Bonus GFA</b> 額外總樓面面積		
32.	Bonus GFA 額外總樓面面積	Not Applicable 不適用
<b>Additional Green Features under Joint Practice Note (No. 8)</b> 根據聯合作業備考(第8號)提供的額外環保設施		
33.	Buildings adopting Modular Integrated Construction 採用「組裝合成」建築法的樓宇	Not Applicable 不適用

Note: The above table is based on the requirements as stipulated in the Practice Note for Authorized Persons, Registered Structural Engineers and Registered Geotechnical Engineers ADM-2 issued by the Buildings Department. The Buildings Department may revise such requirements from time to time as appropriate.

註：上述表格是根據屋宇署所發出的《認可人士、註冊結構工程師及註冊岩土工程師作業備考》ADM-2 規定的要求而制訂的。屋宇署會按實際需要不時更改有關要求。

32

INFORMATION IN APPLICATION FOR CONCESSION ON GROSS FLOOR AREA OF BUILDING

申請建築物總樓面面積寬免的資料

Environmental Assessment of the Building

建築物的環境評估

Green Building Certification

Assessment result under the **BEAM Plus** certification conferred / issued by Hong Kong Green Building Council Limited (HKGBC) for the building prior to the printing of the sales brochure or its addenda.

Provisional  
GOLD



PROVISIONAL  
GOLD  
NB V1.2 2022  
HKGBC  
BEAM Plus

Application no.: PAG0121 /22

綠色建築認證

在印刷此售樓說明書或其附頁前，本物業根據香港綠色建築議會有限公司頒授 / 發出的綠建環評認證評級。

暫定評級  
金級



暫定  
金級  
NB V1.2 2022  
HKGBC  
綠建環評

申請編號: PAG0121/22

Estimated Energy Performance or Consumption for the Common Parts of the Phase

期數的公用部分的預計能量表現或消耗

Latest information on the estimated energy performance or consumption for the common parts of the Phase as submitted to the Building Authority prior to the printing of the sales brochure:  
於印製售樓說明書前呈交予建築事務監督期數的公用部份的預計能量表現或消耗的最近期資料:

Part I 第I部分					
Provision of Central Air Conditioning 提供中央空調		YES 是			
Provision of Energy Efficient Features 提供具能源效益的設施		YES 是			
Energy Efficient Features proposed 擬安裝的具能源效益的設施：-		1. High coefficient of performance A/C units 高效空調機組  2. High efficient luminaires for carpark, plant rooms and back of house areas 高效發光燈具用於停車場、機房及後勤用地			
Part II: The predicted annual energy use of the proposed building / part of building <sup>(Note 1)</sup> 第II部分:擬興建樓宇/部分樓宇預計每年能源消耗量 <sup>(註腳1)</sup> ：-					
Location 位置	Internal Floor Area Served (m <sup>2</sup> ) 使用有關裝置的內部樓面面積(平方米)	Annual Energy Use of Baseline Building <sup>(Note 2)</sup> 基線樓宇 <sup>(註腳2)</sup> 每年能源消耗量		Annual Energy Use of Proposed Building 擬興建樓宇每年能源消耗量	
		<u>Electricity</u> kWh / m <sup>2</sup> / annum <u>電力</u> 千瓦小時/平方米/年	<u>Town Gas / LPG</u> unit / m <sup>2</sup> / annum <u>煤氣/石油氣</u> 用量單位/平方米/年	<u>Electricity</u> kWh / m <sup>2</sup> / annum <u>電力</u> 千瓦小時/平方米/年	<u>Town Gas / LPG</u> unit / m <sup>2</sup> / annum <u>煤氣/石油氣</u> 用量單位/平方米/年
Area served by central building services installation <sup>(Note 3)</sup> 有使用中央屋宇裝備裝置 <sup>(註腳3)</sup> 的部分		13130.007	60.01	0	39.66
					0

# 32 INFORMATION IN APPLICATION FOR CONCESSION ON GROSS FLOOR AREA OF BUILDING

## 申請建築物總樓面面積寬免的資料

Part III : The following installation(s) is / are* designed in accordance with the relevant Codes of Practices published by the Electrical & Mechanical Services Department (EMSD) 第III部分: 以下裝置乃按機電工程署公布的相關實務守則設計:-			
Type of Installations 裝置類型	YES 是	NO 否	N/A 不適用
Lighting Installations 照明裝置	✓		
Air Conditioning Installations 空調裝置	✓		
Electrical Installations 電力裝置	✓		
Lift & Escalator Installations 升降機及自動梯的裝置	✓		
Performance-based Approach 以總能源為本的方法			✓

### Notes:

- In general, the lower the estimated “Annual Energy Use” of the building, the more efficient of the building in terms of energy use. For example, if the estimated “annual energy use of proposed building” is less than the estimated “annual energy use of baseline building”, it means the predicted use of energy is more efficient in the proposed building than in the baseline building. The larger the reduction, the greater the efficiency.  
The predicted annual energy use, in terms of electricity consumption (kWh/m<sup>2</sup>/annum) and town gas/LPG consumption (unit/m<sup>2</sup>/annum), of the Phase by the internal floor area served, where:  
(a) “total annual energy use” has the same meaning of “annual energy use” in the BEAM Plus New Buildings (current version); and  
(b) “internal floor area”, in relation a building, a space or a unit means the floor area of all enclosed space measured to the internal faces of enclosing external and/or party walls.
- “Baseline Building” has the same meaning as “Baseline Building Model (zero-credit benchmark)” in the BEAM Plus New Buildings (current version).
- “Central Building Services Installation” has the same meaning as that in the Code of Practice for Energy Efficiency of Building Services Installation issued by the Electrical and Mechanical Services Department.

### 註腳:

- 一般而言，一棟樓宇的預計“每年能源消耗量”愈低，其節約能源的效益愈高。如一棟樓宇預計的“每年能源消耗量”低於該樓宇的“基線樓宇每年能源消耗量”，則代表預計該樓宇的能源應用較其基線樓宇有效，削減幅度愈大則代表有關樓宇能源節約的效益愈高。  
預計每年能源消耗量[以耗電量(千瓦小時/平方米/年)及煤氣/石油氣消耗量(用量單位/平方米/年)計算]，指將期數的每年能源消耗總量除以使用有關裝置的內部樓面面積所得出的商，其中:-  
(a) “每年能源消耗量”與新建樓宇 BEAM Plus 標準(現行版本)中的「年能源消耗」具有相同涵義; 及  
(b) 樓宇、空間或單位的“內部樓面面積”，指外牆及/或共用牆的內壁之內表面起量度出來的樓面面積。
- “基準樓宇”與新建樓宇 BEAM Plus 標準(現行版本)中的“基準建築物模式(零分標準)”具有相同涵義。
- “中央屋宇裝備裝置”與機電工程署發出的《屋宇裝備裝置能源效益實務守則》中的涵義相同。



1. The purchaser is required to agree with MTR Corporation Limited (“the Vendor”) in the agreement for sale and purchase (“ASP”) to the effect that other than entering into a mortgage or charge, the purchaser will not nominate any person to take up the Assignment of the Residential Unit specified in the ASP, sub-sell that Residential Unit or transfer the benefit of the ASP of that Residential Unit in any manner whatsoever or enter into any agreement so to do before completion of the sale and purchase and execution of the Assignment.
2. If the Vendor, at the request of the purchaser under an ASP, agrees (at its own discretion) to cancel the ASP or the obligations of the purchaser under the ASP, the Vendor is entitled to retain the sum of five percent (5%) of the total purchase price of the Residential Unit specified in the ASP and the purchaser will in addition pay or reimburse (as the case may be) to the Vendor all legal costs, charges and disbursements (including any stamp duty) in connection with the cancellation of the ASP.
3. The Vendor will pay or has paid (as the case may be) all outstanding Government rent in respect of the land on which the Development is in the course of being erected, from the date of the Land Grant up to and including the date of the respective Assignments to the purchasers.
4. The purchaser who has signed an ASP has the right of access to and will, upon his request, be provided with a hard copy of an updated record of information as to the total construction costs and the total professional fees to complete the Phase as well as the total construction costs and the total professional fees expended and paid as at the end of the calendar month preceding the month at which the request is made subject to payment of a nominal fee of not more than HK\$100 per request.
5. (I) The restriction on the minimum number of residential units (as referred to in Special Condition No.(16)(b)(i)(iv)(I) of the Land Grant) in Phase XII (including Phase XIIA, Phase XII B and Phase XII C): 1,217  
 (II) Special Condition No.(16)(k) of the Land Grant stipulates that except with the prior written consent of the Director of Lands (“the Director”), the Grantee shall not carry out or permit or suffer to be carried out any works in connection with any residential flat erected or to be erected on Site C1, Site C2, Site D, Site G, Site H, Site I, Site J, Site KL, Site N and Site O, including but not limited to demolition or alteration of any partition wall or any floor or roof slab or any partition structure, which shall result in such flat being internally linked to and accessible from any adjoining or adjacent residential flat erected or to be erected on Site C1, Site C2, Site D, Site G, Site H, Site I, Site J, Site KL, Site N and Site O. The decision of the Director as to what constitutes works resulting in a flat being internally linked to and accessible from any adjoining or adjacent residential flat shall be final and binding on the Grantee.  
 (III) Clause 15 of the Third Schedule to the approved form of Sub-Deed of Mutual Covenant and Management Agreement (“SDMC”) stipulates that :-  
 (a) No Owner shall carry out or permit or suffer to be carried out any works in connection with any Phase XII Residential Unit, including but not limited to demolition or alteration of any partition wall or any floor or roof slab or any partition structure, which will result in such Phase XII Residential Unit being internally linked to and accessible from any adjoining or adjacent Phase XII Residential Unit, except with the prior written consent of the Director or any other Government authority in place of him from time to time, which consent may be given or withheld at his absolute discretion and if given, may be subject to such terms and conditions (including payment of fees) as may be imposed by him at his absolute discretion.  
 (b) The Manager shall deposit in the management office of Phase XII the record provided by the Director or any other Government authority in place of him from time to time of the information relating to the consent referred to in Clause 15(a) of this Schedule for inspection by all Owners of Phase XII free of costs and for taking copies at their own expense and on payment of a reasonable charge, all charges received to be credited to the Special Fund for Phase XII.  
 (Remark: Phase XII B forms part of Phase XII)  
 (IV) The total number of residential units provided in the Phase: 685
6. Information relating to the Yellow Area (as referred to in Special Condition No.(7) of the Land Grant), the Green Stippled Black Area and the Green Area (as respectively referred to in Special Condition No.(8)(b)(i)(I) and (8)(b)(i)(II) of the Land Grant), the Green Hatched Black Stippled Black Area (as referred to in Special Condition No.(8)(b)(ii) of the Land Grant), the Green Hatched Black Area (as referred to in Special Condition No.(8)(b)(iii) of the Land Grant), the Green Cross-hatched Black Area (as referred to in Special Condition No.(8)(b)(iv) of the Land Grant), the Public Open Space (as referred to in Special Condition No.(52)(a)(ii) of the Land Grant), the Future Footbridge Associated Structures (as referred to in Special Condition No.(53)(a)(i) of the Land Grant), the pedestrian walkway (as referred to in Special Condition No.(53)(b)(iv) of the Land Grant), the Covered Footbridge (as referred to in Special Condition No.(54) of the Land Grant), the Internal Transport System (as referred to in Special Condition No.(60) of the Land Grant), the Brown Area (as referred to in Special Condition No.(99) of the Land Grant) and the Yellow Hatched Black Area (as referred to in Special Condition No.(100) of the Land Grant) :-  
 Please refer to the sections “Summary of Land Grant” and “Information on Public Facilities and Public Open Spaces” of this sales brochure.
7. Information relating to the Phase XII Walkway (as referred to in Clause 2 of Part II of the Second Schedule to the approved form of SDMC) :-  
 Please refer to item A(12) and B(12) of the section “Information on Public Facilities and Public Open Spaces” of this sales brochure.

# 33 INFORMATION REQUIRED BY THE DIRECTOR OF LANDS TO BE SET OUT IN THE SALES BROCHURE AS A CONDITION FOR GIVING THE PRESALE CONSENT

## 地政總署署長作為給予預售樓花同意書的條件而規定列於售樓說明書的資料

1. 買方須於正式買賣合約（「買賣合約」）下與香港鐵路有限公司（「賣方」）約定，除訂立按揭或押記外，在買賣完成及簽署轉讓契前，買方不得提名任何人士接受買賣合約指明之住宅單位之轉讓、轉售該住宅單位或以任何形式轉移該住宅單位之買賣合約之權益，或訂立任何有關上述提名、轉售或轉移權益之協議。
2. 若賣方應買賣合約下買方要求同意（同意與否賣方有酌情權決定）取消買賣合約或買賣合約下買方之責任，賣方有權保留等同買賣合約指明之住宅單位總售價5%之金額，另買方須向賣方繳付或補還（視屬何情況而定）所有與取消買賣合約有關之法律費用、收費及開銷（包括任何印花稅）。
3. 賣方將會或已經（視屬何情況而定）支付所有有關發展項目正在其上興建之土地於批地文件日期起計至相關買方轉讓契日期（包括該日）期間之未付地稅。
4. 已簽署買賣合約之買方，如已支付不多於港幣 \$100 之象徵式費用（按每次要求計），有權獲取（而當其要求時將獲提供）以下資料之最新紀錄印本：完成期數的總建築費用及總專業費用及截至作出該要求當月前之公曆月份完結時已支出和繳付之總建築費用及總專業費用。
5. (I) 批地文件第 (16)(b)(i)(iv)(I) 條特別條款中對於第 XII 期（包括第 XIIA 期、第 XIIB 期及第 XIIC 期）中住宅單位的最少數目的限制: 1,217  
(II) 批地文件第 (16)(k) 條特別條款規定，除非獲地政總署署長（「署長」）事先書面同意，承批人不得進行或准許或容許與現已或將會建於地盤 C1、地盤 C2、地盤 D、地盤 G、地盤 H、地盤 I、地盤 J、地盤 KL、地盤 N 及地盤 O 的任何住宅單位有關的任何工程（包括但不限於拆除或改動任何分隔牆、任何地板或天花板或任何間隔結構）而使該單位可由內部連接及可由任何現已或將會建於地盤 C1、地盤 C2、地盤 D、地盤 G、地盤 H、地盤 I、地盤 J、地盤 KL、地盤 N 及地盤 O 的毗連或鄰近住宅單位進入。對於甚麼構成可使一個單位可由內部連接及可由任何毗連的或鄰近住宅單位進入之工程，署長之決定應為最終並對承批人有約束力。  
(III) 已批核的副公共契約及管理協議中第三附錄第 15 條規定：  
(a) 除非得到地政總署署長或不時替代地政總署署長的其他政府機關之預先書面同意（地政總署署長或其不時替代政府機關有絕對酌情權去給予或拒絕給予該等同意，而地政總署署長或其不時替代政府機關一旦給予該等同意，有絕對權力去提出任何條款及條件（包括徵收費用）），任何業主均不可進行或准許或容許任何有關任何第 XII 期住宅單位的工程（包括但不限於拆除或改動任何間隔牆、任何地板或天花板或任何間隔結構）而引致該第 XII 期住宅單位可內部連接及進入任何毗鄰的或鄰近的第 XII 期住宅單位。  
(b) 經理人須於第 XII 期管理辦公室存放關於本附錄第 15(a) 條所述的地政總署署長或不時替代地政總署署長的其他政府機關的同意的資料紀錄，以供所有第 XII 期業主免費查閱。任何第 XII 期業主均可在交付合理費用後，印取該等資料的副本，而該等費用將會存入第 XII 期之特別基金。  
(備註：第 XIIB 期屬第 XII 期一部分)  
(IV) 期數所提供的住宅單位總數：685
6. 有關以下的資料：批地文件第 (7) 條特別條款提及的「黃色範圍」、批地文件第 (8)(b)(i)(I) 條特別條款及第 (8)(b)(i)(II) 條特別條款分別提及的「綠色加黑點範圍」及「綠色範圍」、批地文件第 (8)(b)(ii) 條特別條款提及的「綠色間黑斜線加黑點範圍」、批地文件第 (8)(b)(iii) 條特別條款提及的「綠色間黑斜線範圍」、批地文件第 (8)(b)(iv) 條特別條款提及的「綠色間黑十字線範圍」、批地文件第 (52)(a)(ii) 條特別條款提及的「公眾休憩用地」、批地文件第 (53)(a)(i) 條特別條款提及的「擬建行人天橋相關結構」、批地文件第 (53)(b)(iv) 條特別條款提及的「行人道」、批地文件第 (54) 條特別條款提及的「有蓋行人天橋」、批地文件第 (60) 條特別條款提及的「內部交通系統」、批地文件第 (99) 條特別條款提及的「棕色範圍」及批地文件第 (100) 條特別條款提及的「黃色間黑斜線範圍」：  
請參閱本售樓說明書中「批地文件的摘要」一節及「公共設施及公眾休憩用地的資料」一節。
7. 有關以下的資料：已批核的「副公契」第二附錄第 II 部分第 2 條提及之「第 XII 期行人道」：  
請參閱本售樓說明書中「公共設施及公眾休憩用地的資料」一節內第 A(12) 及第 B(12) 項。

## 34 DATE OF PRINTING OF SALES BROCHURE

### 售樓說明書印製日期

Date of printing of Sales Brochure: 26 March 2024

售樓說明書印製日期：2024年3月26日

## 35 POSSIBLE FUTURE CHANGES

### 日後可能出現的改變

There may be future changes to the Phase and the surrounding areas.

期數及其周邊地區日後可能出現改變。



Examination Record of PARK SEASONS Sales Brochure

PARK SEASONS 售樓說明書檢視記錄

Examination / Revision Date 檢視 / 修改日期	Page Number 頁次	Revision Made 所作修改
7th May 2024 2024 年 5 月 7 日	15	Location Plan of the Development is revised 修改發展項目的所在位置圖
	16	Aerial Photograph of the Phase is revised 修改期數的鳥瞰照片
	18, 19	Layout Plan of The Development are revised 修改發展項目的布局圖
	26	Floor Plans of Residential Properties in the Phase is revised 修改期數的住宅物業的樓面平面圖
	185	Information on Public Facilities and Public Open Spaces is revised 修改公共設施及公眾休憩用地的資料
	201, 202	Fittings, Finishes and Appliances are revised 修改裝置、裝修物料及設備
22nd May 2024 2024 年 5 月 22 日	213	Maintenance of Slopes is revised 修改斜坡維修
	15	Location Plan of the Development is revised 修改發展項目的所在位置圖
	22, 24, 26, 28	Floor Plans of Residential Properties in the Phase are revised 修改期數的住宅物業的樓面平面圖
	29, 30, 31, 32, 33, 34, 35, 36	Area of Residential Properties in the Phase are revised 修改期數中的住宅物業的面積
	55	Summary of Land Grant is revised 修改批地文件的摘要
	201	Fittings, Finishes and Appliances is revised 修改裝置、裝修物料及設備

Examination / Revision Date 檢視 / 修改日期	Page Number 頁次	Revision Made 所作修改
12th July 2024 2024 年 7 月 12 日	15	Location Plan of the Development is revised 修改發展項目的所在位置圖
	22	Floor Plan of Residential Properties in the Phase is revised 修改期數的住宅物業的樓面平面圖
	106, 107, 113, 119, 120, 123, 125, 130, 131, 139, 140, 145, 150, 151, 153, 155, 159, 160, 162, 173, 179, 183	Information on Public Facilities and Public Open Spaces and plans thereto are revised 修改公共設施及公眾休憩用地的資料及其附圖
	185a, 185b, 185c	Plans to Information on Public Facilities and Public Open Spaces are added 新增公共設施及公眾休憩用地的資料的附圖
	187	Cross-Section Plan of Building in the Phase is revised 修改期數中的建築物的橫截面圖
	189	Elevation Plan is revised 修改立面圖
15th August 2024 2024 年 8 月 15 日	15	Location Plan of the Development is revised 修改發展項目的所在位置圖
	19	Remarks to Layout Plan of The Development are revised 修改發展項目的布局圖的附註
	22, 24, 26	Floor Plans of Residential Properties in the Phase are revised 修改期數的住宅物業的樓面平面圖
10th October 2024 2024 年 10 月 10 日	15	Location Plan of the Development is revised 修改發展項目的所在位置圖
	17	Outline Zoning Plan Relating to The Development is revised 修改關乎發展項目的分區計劃大綱圖
	19	Remarks to Layout Plan of The Development are revised 修改發展項目的布局圖的附註
	26, 28	Floor Plans of Residential Properties in the Phase are revised 修改期數的住宅物業的樓面平面圖
	189	Elevation Plans are revised 修改立面圖
	216	Information in Application for Concession on Gross Floor Area of Building are revised 修改申請建築物總樓面面積寬免的資料

Examination Record of PARK SEASONS Sales Brochure

PARK SEASONS 售樓說明書檢視記錄

Examination / Revision Date 檢視 / 修改日期	Page Number 頁次	Revision Made 所作修改
9th January 2025 2025 年 1 月 9 日	9	Information on Vendor and Others Involved in The Phase is revised 修改賣方及有參與期數的其他人的資料
	15	Location Plan of the Development is revised 修改發展項目的所在位置圖
	16	Aerial Photograph of the Phase is revised 修改期數的鳥瞰照片
	16a	Aerial Photograph of the Phase is revised 修改期數的鳥瞰照片
	18, 19	Layout Plan of The Development and remarks thereto are revised 修改發展項目的布局圖及其附註
	189	Elevation Plan is revised 修改立面圖
	213	Plan to Maintenance of Slopes is revised 修改斜坡維修的附圖
	216, 217	Information in Application for Concession on Gross Floor Area of Building is revised 修改申請建築物總樓面面積寬免的資料
20th February 2025 2025 年 2 月 20 日	15	Location Plan of the Development is revised 修改發展項目的所在位置圖
	17	Outline Zoning Plan Relating to The Development is revised 修改關乎發展項目的分區計劃大綱圖
	19	Remarks to Layout Plan of The Development is revised 修改發展項目的布局圖的附註
	78, 98a	Summary of Land Grant is revised 修改批地文件的摘要
	133, 161	Information on Public Facilities and Public Open Spaces are revised 修改公共設施及公眾休憩用地的資料
25th April 2025 2025 年 4 月 25 日	16, 16a	Aerial Photograph of the Phase is revised 修改期數的鳥瞰照片
	22, 24, 26	Floor Plans of Residential Properties in the Phase is revised 修改期數的住宅物業的樓面平面圖
	189	Elevation Plan is revised 修改立面圖

Examination / Revision Date 檢視 / 修改日期	Page Number 頁次	Revision Made 所作修改
30th April 2025 2025 年 4 月 30 日	189	Elevation Plan is revised 修改立面圖
30th July 2025 2025 年 7 月 30 日	15	Location Plan of the Development is revised 修改發展項目的所在位置圖
	19	Remarks to Layout Plan of The Development is revised 修改發展項目的布局圖的附註
	23, 24, 26	Floor Plans of Residential Properties in the Phase are revised 修改期數的住宅物業的樓面平面圖
	24a, 24b	Floor Plans of Residential Properties in the Phase are added 新增期數的住宅物業的樓面平面圖
	189	Elevation Plan is revised 修改立面圖
	216	Information in Application for Concession on Gross Floor Area of Building is revised 修改申請建築物總樓面面積寬免的資料
1st September 2025 2025 年 9 月 1 日	15	Location Plan of the Development is revised 修改發展項目的所在位置圖
	16	Aerial Photograph of the Phase is revised 修改期數的鳥瞰照片
	16a	Aerial Photograph of the Phase is deleted 刪除期數的鳥瞰照片
	19	Remarks to Layout Plan of The Development is revised 修改發展項目的布局圖的附註
17th September 2025 2025 年 9 月 17 日	8	Information on the Phase is revised 修改期數的資料
	15	Location Plan of the Development is revised 修改發展項目的所在位置圖
30th September 2025 2025 年 9 月 30 日	19	Remarks to Layout Plan of The Development is revised 修改發展項目的布局圖的附註
	22	Floor Plan of Residential Properties in the Phase is revised 修改期數的住宅物業的樓面平面圖
	189	Elevation Plan is revised 修改立面圖

Examination Record of PARK SEASONS Sales Brochure

PARK SEASONS 售樓說明書檢視記錄

Examination / Revision Date 檢視 / 修改日期	Page Number 頁次	Revision Made 所作修改
14th October 2025 2025 年 10 月 14 日	15	Location Plan of the Development is revised 修改發展項目的所在位置圖
	18, 19	Layout Plan of The Development and remarks thereto are revised 修改發展項目的布局圖及其附註
	162, 185	Plan to Information on Public Facilities and Public Open Spaces thereto are revised 修改公共設施及公眾休憩用地的資料的附圖
	213	Plan to Maintenance of Slopes is revised 修改斜坡維修的附圖
9th January 2026 2026 年 1 月 9 日	12, 13	Information on Design of the Phase is revised 修改期數的設計的資料
	14	Information on Property Management is revised 修改物業管理的資料
	15	Location Plan of the Development is revised 修改發展項目的所在位置圖
	16	Aerial Photograph of the Phase is revised 修改期數的鳥瞰照片
	16a	Aerial Photograph of the Phase is added 新增期數的鳥瞰照片
	17	Outline Zoning Plan Relating to The Development is revised 修改關乎發展項目的分區計劃大綱圖
	39, 48	Summary of Deed of Mutual Covenant is revised 修改公契的摘要
	78, 98a	Summary of Land Grant is revised 修改批地文件的摘要
	104, 133, 138, 161	Information on Public Facilities and Public Open Spaces is revised 修改公共設施及公眾休憩用地的資料
	191	Inspection of Plans and Deed of Mutual Covenant is revised 修改閱覽圖則及公契



